

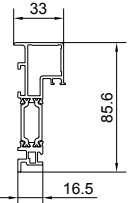

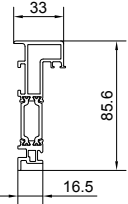

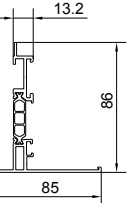

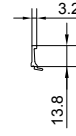








Profilübersicht und statische Profilwerte Serie Lambda 77 L IF Profile overview and static profile values for Series Lambda 77 L IF

	Profil-Nr. Profile number	I_{xid} (cm ⁴)					Abw. außen ohne Dämmzone External perimeter excluding insulating zone	Seite Page		Profil-Nr. Profile number	I_{xid} (cm ⁴)					Abw. außen ohne Dämmzone External perimeter excluding insulating zone	Seite Page	
		L(cm)	Stützweite L (cm) nach IBT-Richtlinie Distance between supports L(cm) in compliance with the guideline issued by the Institute of Building Technology								L(cm)	Stützweite L (cm) nach IBT-Richtlinie Distance between supports L(cm) in compliance with the guideline issued by the Institute of Building Technology						L(cm)
			< 200	ab from ≥200	ab from >250	ab from > 300						ab from > 400	< 200	ab from ≥200	ab from >250			
	B 804270	-	-	-	-	-	271	16		P 494202	-	-	-	-	-	140	20	
	B 804280	-	-	-	-	-	271	16		P 494203	-	-	-	-	-	148	20	
	B 804600	-	-	-	-	-	386	16		P 594205	-	-	-	-	-	148	20	
	P 804700	-	-	-	-	-	48	19		P 594206	-	-	-	-	-	148	20	
	P 804702	-	-	-	-	-	55	19		P 594210	-	-	-	-	-	148	20	
	P 494200	-	-	-	-	-	119	20		P 804701	-	-	-	-	-	158	20	
	P 494201	-	-	-	-	-	134	20										

I_{xid} = ideelles Trägheitsmoment
 I_{xid} = effective moment of inertia

I_{xid} = ideelles Trägheitsmoment
 I_{xid} = effective moment of inertia

00902001