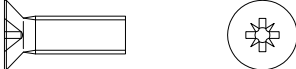
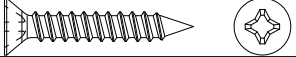

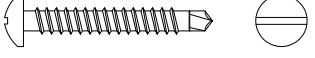


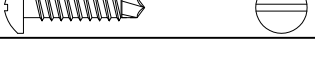
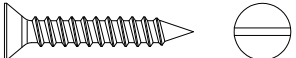
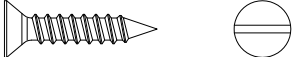



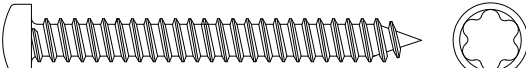


## Übersicht - Schrauben Overview - Screws

Art. Nr. Art. No.	Maße Dimension	Bezeichnung Designation	DIN DIN	Art Type	Abbildung Illustration
<b>Z 900456</b>	M5 x 10	A2	965	Senkblechschraube Countersunk self-tapping screw	
<b>Z 904479</b>	M5 x 12	A2	965		
<b>Z 900611</b>	M5 x 14	A2	965		
<b>Z 902439</b>	M5 x 16	A2	965		
<b>Z 900255</b>	M5 x 20	A2	965		
<b>Z 901212</b>	M5 x 25	A2	965		
<b>Z 913311</b>	M5 x 28	A2	965		
<b>Z 913306</b>	M5 x 50	A2	965		
<b>Z 905079</b>	ST 3.9 x 25	A2	7504-P B	Senkblechschraube Countersunk self-tapping screw	
<b>Z 911050</b>	ST 3.5 x 16	A2	7504 SO	Senkblechschraube Countersunk self-tapping screw	
<b>Y 242310</b>	ST 3.9 x 25	A2	7504	Linsenblechschraube Lens-shaft metal screw	
<b>Z 912426</b>	ST 4.2 x 32	A2	7504		
<b>Z 917187</b>	ST 3.9 x 16	A2	7504 OZ	Senkblechschraube Countersunk self-tapping screw	
<b>Z 908960</b>	ST 4.8 x 19	A2	7504 D SO	Senkblechschraube Countersunk self-tapping screw	
<b>Y 242790</b>	DG 50 x 16	A2	7504	Linsenblechschraube Lens-shaft metal screw	
<b>Z 900882</b>	ST 4.8 x 32	A2	7972	Senkblechschraube Countersunk self-tapping screw	
<b>Z 900188</b>	ST 4.8 x 19	A2	7973	Senkblechschraube Countersunk self-tapping screw	
<b>Z 917133</b>	ST 4.8 x 13	1.4567 (A2)	2768	Linsenblechschraube Lens-shaft metal screw	
<b>Z 903432</b>	ST 4.8 x 19	A2	7976	Sechskantblechschraube Hex-head self-tapping screw	
<b>Z 907796</b>	ST 4.8 x 50	A2 mit Neoprendichtung A2 with neoprene gasket	7976		
<b>Z 911386</b>	ST 5.5 x 39	mit U-Scheibe with washer	7976		

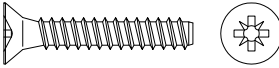
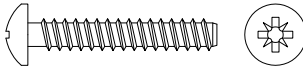
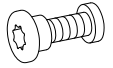
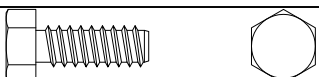
## Übersicht - Schrauben Overview - Screws

Art. Nr. Art. No.	Maße Dimension	Bezeichnung Designation	DIN DIN	Art Type	Abbildung Illustration
<b>Z 901144</b>	ST 3.9 x 9.5	A2	DIN 7981	Linsenblechschraube Lens-shaft metal screw	
<b>Z 903247</b>	ST 3.9 x 10		DIN 7981		
<b>Z 901273</b>	ST 3.9 x 13	A2	DIN 7981		
<b>Z 900235</b>	ST 3.9 x 16	A2	DIN 7981		
<b>Z 900859</b>	ST 3.9 x 19	A2	DIN 7981		
<b>Z 905172</b>	ST 3.9 x 22	A2	DIN 7981		
<b>Z 909492</b>	ST 3.9 x 60	A2	DIN 7981		
<b>Z 908886</b>	ST 4.2 x 9.5	A2	DIN 7981		
<b>Z 912003</b>	ST 4.2 x 10.5	A2	DIN 7981		
<b>Z 911893</b>	ST 4.2 x 13	A2	DIN 7981		
<b>Z 902297</b>	ST 4.2 x 16	A2	DIN 7981		
<b>Z 903709</b>	ST 4.2 x 22	A2	DIN 7981 So		
<b>Z 908956</b>	ST 4.2 x 22	mit U-Scheibe with washer	DIN 7981		
<b>Z 908870</b>	ST 4.2 x 38	A2	DIN 7981		
<b>Z 913156</b>	ST 4.8 x 9.5	A2	DIN 7981		
<b>Z 902192</b>	ST 4.8 x 13	A2	DIN 7981		
<b>Z 912668</b>	ST 4.8 x 14	Sonder-Torx Special-Torx	DIN 7981		
<b>Z 902162</b>	ST 4.8 x 16	A2	DIN 7981		
<b>Z 900467</b>	ST 4.8 x 19	A2	DIN 7981		
<b>Z 906822</b>	ST 4.8 x 22	A2	DIN 7981		
<b>Z 901164</b>	ST 4.8 x 25	A2	DIN 7981		
<b>Z 901961</b>	ST 4.8 x 32	A2	DIN 7981		
<b>Z 902989</b>	ST 4.8 x 38	A2	DIN 7981		
<b>Z 907539</b>	ST 4.8 x 70	A2	DIN 7981		

<b>Y 240800</b>	ST 4.8 x 38	A2	DIN 7981	Linsenblechschraube Lens-shaft metal screw	
-----------------	-------------	----	----------	---	--

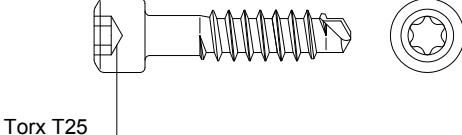
012004501

## Übersicht - Schrauben Overview - Screws


Art. Nr. Art. No.	Maße Dimension	Bezeichnung Designation	DIN DIN	Art Type	Abbildung Illustration
<b>Z 901411</b>	ST 3.9 x 9.5	A2	DIN 7982	Senkblechschraube Self-tapping screw	
<b>Z 900920</b>	ST 3.9 x 13	A2	DIN 7982		
<b>Z 900656</b>	ST 3.9 x 19	A2	DIN 7982		
<b>Z 907845</b>	ST 3.9 x 32	A2	DIN 7982		
<b>Z 903451</b>	ST 3.9 x 38	A2	DIN 7982		
<b>Z 902204</b>	ST 4.2 x 13	A2	DIN 7982		
<b>Z 904057</b>	ST 4.2 x 16	A2	DIN 7982		
<b>Z 901499</b>	ST 4.2 x 22	A2	DIN 7982		
<b>Z 913238</b>	ST 4.2 x 22	A2	DIN 7982 SO		
<b>Z 902584</b>	ST 4.8 x 22	A2	DIN 7982		
<b>Z 902518</b>	ST 4.2 x 25	A2	DIN 7982		
<b>Z 913239</b>	ST 4.2 x 40	A2	DIN 7982 SO		
<b>Z 900460</b>	ST 4.8 x 16	A2	DIN 7982		
<b>Z 900957</b>	ST 4.8 x 25	A2	DIN 7982		
<b>Z 911476</b>	ST 4.8 x 28	A2	DIN 7982		
<b>Z 906602</b>	ST 4.8 x 32	A2	DIN 7982		
<b>Z 900884</b>	ST 4.8 x 40	A2	DIN 7982		
<b>Z 900883</b>	ST 4.8 x 50	A2	DIN 7982		
<b>Z 900885</b>	ST 4.8 x 70	A2	DIN 7982		
<b>Z 911765</b>	ST 4.8 x 70	A2	DIN 7982		
<b>Z 917540</b>	ST 3.5 x 25	A2	DIN 7982 CH		
<b>Z 902197</b>	M5 x 12	A2	DIN 7985	Linsenblechschraube Lens-shaft metal screw	
<b>Z 900252</b>	M5 x 15	A2	DIN 7985		
<b>Z 902111</b>	M5 x 20	A2	DIN 7985		
<b>Z 906525</b>		SO.556312 KR-ST	DIN 7985		
<b>Z 912604</b>	ST 4,8 x 11,8	Sonder-Torx Special-Torx			
<b>Z 911947</b>	8 x 20	Selbstschneidend für Spannstange Self-tapping for tension rod		Sechskantblechschraube Hex-head self-tapping screw	

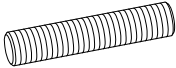
013004800

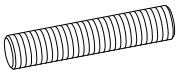
## Übersicht - Schrauben Overview - Screws

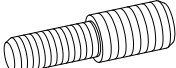
Art. Nr. Art. No.	Maße Dimension	Bezeichnung Designation	DIN DIN	Art Type	Abbildung Illustration
<b>Z 911945</b>	ST 5.9 x 21.5	A2		Fassadenschraube Façade screw	 <p>Torx T25</p>
<b>Z 911944</b>	ST 5.9 x 25	A2			
<b>Z 911934</b>	ST 5.9 x 30	A2			
<b>Z 911986</b>	ST 5.9 x 31.5	A2			
<b>Z 917269</b>	ST 5.9 x 36	A2			
<b>Z 911935</b>	ST 5.9 x 37.5	A2			
<b>Z 911943</b>	ST 5.9 x 42	A2			
<b>Z 911936</b>	ST 5.9 x 46	A2			
<b>Z 914484</b>	ST 5.9 x 50.3	A2			
<b>Z 911937</b>	ST 5.9 x 53.5	A2			
<b>Z 911916</b>	ST 5.9 x 54	A2			
<b>Z 911938</b>	ST 5.9 x 56	A2			
<b>Z 911917</b>	ST 5.9 x 59	A2			
<b>Z 911939</b>	ST 5.9 x 63.5	A2			
<b>Z 911897</b>	ST 5.9 x 66	A2			
<b>Z 911931</b>	ST 5.9 x 67	A2			
<b>Z 911929</b>	ST 5.9 x 72	A2			
<b>Z 911896</b>	ST 5.9 x 73.5	A2			

## Übersicht - Stifte Overview - Pins


Art. Nr. Art. No.	Maße Dimension	Bezeichnung Designation	DIN DIN	Art Type	Abbildung Illustration
Z 906361	M5 x 6	A2	DIN 916	Gewindestift Threaded pin	
Z 902838	M8 x 6	A2	DIN 916		

Z 906359	M8 x 20	A2	DIN 976	Gewindestange Threaded rod	
Z 913375	M8 x 40	A2	DIN 976		

Z 900929	M8 x 85	A2	DIN 975	Gewindestange Threaded rod	
Z 911163	M8 x 95	A2	DIN 975		

Z 908394	M8 x 28	A2		Gewindestift Threaded pin	
----------	---------	----	--	------------------------------	---

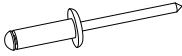
Y 243900	5.8 x 9	ALU		Kegelstift Tapered pin	
Y 243910	5.8 x 15	ALU			
Z 900023	7.5 x 14	ALU			
Z 900024	7.7 x 16	ALU			
Z 900025	8 x 19	ALU			

Z 903539	2.5 x 30	A2	DIN 1472	Kerbstift Notch pin	
Y 243800	3 x 40	A2			
Z 914712	3 x 12	A2			
Z 905462	3.5 x 13.5	A2			
Z 905489	3.5 x 21	A2			
Z 911437	4 x 8	A2	DIN 1472		

Z 911513	5 x 8	ALU		Spannstift Roll pin	
Z 911049	5 x 13	ALU			
Z 907432	6.5 x 8	ALU			
Z 907422	6.5 x 13	ALU			
Z 907684	6.5 x 18.5	ALU			
Z 914351	7.5 x 8.5	ALU			

015004700


## Übersicht - Niete Overview - Rivets

Art. Nr. Art. No.	Maße Dimension	Bezeichnung Designation	Art Type	Abbildung Illustration
<b>Z 902198</b>	3 x 7	Flachkopf Flat head	Dornniet Rivet	
<b>Z 902199</b>	3.2 x 8	Flachkopf Flat head		
<b>Z 913131</b>	3.2 x 9.2	Flachkopf Schwarz RAL 9005 Flat head Black RAL 9005		
<b>Z 902200</b>	3.2 x 10	Flachkopf Flat head		
<b>Z 902201</b>	4 x 8	Flachkopf Flat head		
<b>Z 901452</b>	4 x 10	Flachkopf Flat head		
<b>Z 901451</b>	4 x 16	Flachkopf Flat head		
<b>Z 903781</b>	4.8 x 14	Flachkopf Flat head		
<b>Z 906246</b>	5 x 12	Flachkopf Flat head		

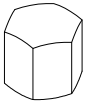
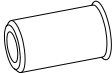
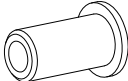

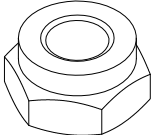
### Dornniet Rivet

Art. Nr. Art. No.	Bohrloch ø Drill hole ø	Klemmbereich in mm Clamping area in mm
<b>Z 902198</b>	3.1	3.5 - 4.5
<b>Z 902199</b>	3.3	3.0 - 5.0
<b>Z 913131</b>	3.3	
<b>Z 902200</b>	3.2	5.0 - 7.0
<b>Z 902201</b>	4.0	4.5 - 6.0
<b>Z 901452</b>	4.0	4.5 - 8.5
<b>Z 901451</b>	4.0	8.5 - 12.5
<b>Z 903781</b>	4.8	5 - 10
<b>Z 906246</b>	5.0	3.0 - 8.0


## Übersicht - Stifte Overview - Pins

Art. Nr. Art. No.	Maße Dimension	Bezeichnung Designation	Art Type	Abbildung Illustration
<b>Z 907386</b>	3 x 5	Typ W Type W	Dornniet Rivet	

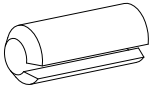
## Übersicht - Muttern Overview - Nuts

Art. Nr. Art. No.	Maße Dimension	Bezeichnung Designation	DIN DIN	Art Type	Abbildung Illustration
<b>Z 900943</b>	M8		DIN 917	Hutmutter Cap nut	
<b>Z 900224</b>	M5 x 7 x 12.5	Alu Senkkopf Alu countersunk head		Nietmutter Rivet nut	
<b>Z 907962</b>	M5 x 7 x 12.5	Alu Senkkopf Alu countersunk head			
<b>Z 908587</b>	M6 x 9 x 15.5	Alu Senkkopf Alu countersunk head			
<b>Z 900337</b>	M6 x 9 x 17	Alu Senkkopf Alu countersunk head			
<b>Z 904095</b>	M5 x 7 x 11.5	Alu Flachkopf Alu flat head		Nietmutter Rivet nut	
<b>Z 900223</b>	M5 x 7 x 13.5	Alu Flachkopf Alu flat head			
<b>Z 902164</b>	M6 x 9 x 15.5	Alu Flachkopf Alu flat head			
<b>Z 902780</b>	M4	A2	DIN 934	Sechskant-Mutter Hexagonal nut	
<b>Z 901132</b>	M5	A2	DIN 934		
<b>Z 901135</b>	M6	A2	DIN 934		
<b>Z 906834</b>	M6	A2	DIN 985	Sechskant-Mutter, selbstsichernd Hexagonal nut, self locking	
<b>Z 908883</b>	M10 x 8	A2	DIN 985		


## Übersicht - Scheiben Overview - Washer

Art. Nr. Art. No.	Maße Dimension	Bezeichnung Designation	DIN DIN	Art Type	Abbildung Illustration
<b>Y 242560</b>	9.5 x 5.1 x 1			Dichtscheiben Washer	
<b>Z 902990</b>		PVC			
<b>Y 242500</b>	10 x 5 x 1	PVC Scheiben PVC washer			
<b>Z 901133</b>	A 5.3		DIN 125		
<b>Z 901136</b>	A 6.4		DIN 125		
<b>Z 902113</b>	A 8.4		DIN 125		
<b>Z 901140</b>	A 10.5		DIN 125		
<b>Z 902747</b>	A 13		DIN 125		
<b>Z 902006</b>	A 10.5		DIN 126		
<b>Z 908069</b>	10 x 4.5 x 3	Neoprene			
<b>Z 908918</b>	for M10	Kontaktscheibe Contact washer			

## Übersicht - Hülsen Overview - Sleeves

Art. Nr. Art. No.	Maße Dimension	Bezeichnung Designation	DIN DIN	Art Type	Abbildung Illustration
<b>Z 903108</b>	5 x 8	A2	DIN 1481		Spannhülse Clamping sleeve 
<b>Z 903087</b>	6 x 10	A2	DIN 1481		
<b>Z 900665</b>	6 x 15.5	A2	DIN 1482		

## Übersicht - Ringe Overview - Rings

Art. Nr. Art. No.	Maße Dimension	Bezeichnung Designation	DIN DIN	Art Type	Abbildung Illustration
<b>Z 901134</b>	B 5	A2	DIN 127		Federring Spring washer 
<b>Z 901137</b>	B 6	A2	DIN 127		
<b>Z 900474</b>	8.5	A2	DIN 7980		
<b>Z 900299</b>	10.5	A2	DIN 7980		