

## **Zusatzprofile**

Supplementary profiles

**Lambda - Türserien**  
**Lambda - Door series****Inhaltsübersicht - Zusatzprofile**  
**Contents - Supplementary profiles****Seite**  
**Page**Inhaltsübersicht  
Contents

2

Profilübersicht  
Profile overview

3

Klipsprofile  
Snap profiles

4

Wandanschlussprofile  
Wall connecting profiles

5

Einbaubeispiele  
Installation Examples

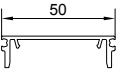
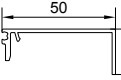
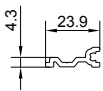


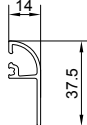


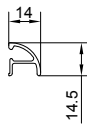



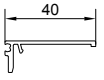

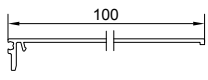


6

Allgemeine Zusatzprofile | Wetterschenkel  
General supplementary profiles | Weather board profiles

7

00202000

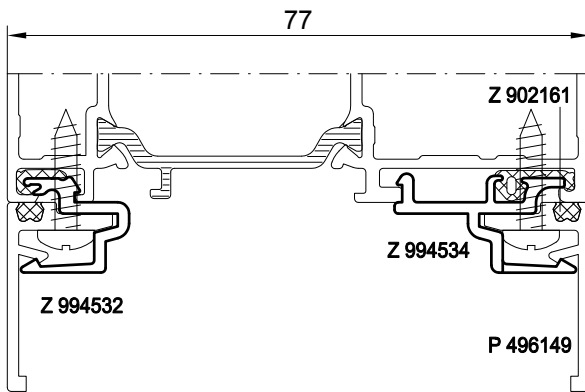
## Profilübersicht - Zusatzprofile Profile overview - Supplementary profiles

	Profil-Nr. Profile number	Abw. aussen ohne Dämmzone External perimeter excluding insulating zone	Seite Page		Profil-Nr. Profile number	Abw. aussen ohne Dämmzone External perimeter excluding insulating zone	Seite Page		Profil-Nr. Profile number	Abw. aussen ohne Dämmzone External perimeter excluding insulating zone	Seite Page
	<b>P 496114</b>	-	5		<b>P 496153</b>	176	5		<b>P 410611</b>	78	7
	<b>P 496148</b>	57	5		<b>P 496154</b>	111	5		<b>P 446616</b>	82	7
	<b>P 496149</b>	91	5		<b>P 496155</b>	168	5		<b>P 446618</b>	81	7
	<b>P 496150</b>	101	5		<b>P 496156</b>	115	5		<b>P 472600</b>	93	7
	<b>P 496151</b>	121	5						<b>P 496023</b>	69	7
	<b>P 496152</b>	241	5						<b>P 421677</b>	103	7
									<b>P 499666</b>	147	7

003000100

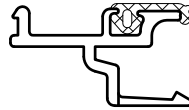
Tür Serie Lambda  
Door series Lambda

77 L	65 M	57 S
------	------	------



### Z 994534

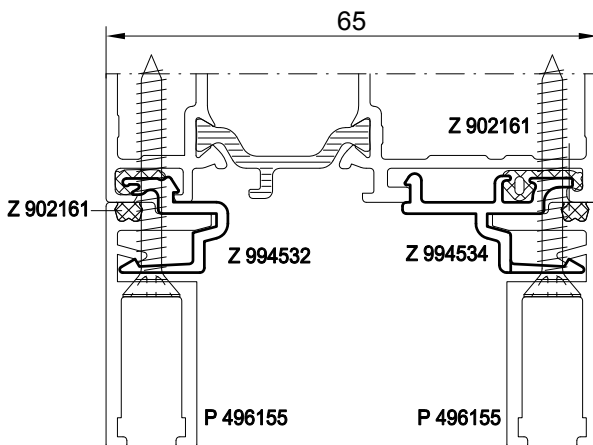
Klipsprofil mit Dichtung  
für die Befestigung innen  
L = 50 mm



### Z 994534

Snap profile with gasket  
for assembly at the inside  
L = 50 mm

Optional Profile verschrauben  
mit 2x Z 900235 pro Meter  
Optional screw the profiles  
with 2x Z 900235 per meter



### Z 994532

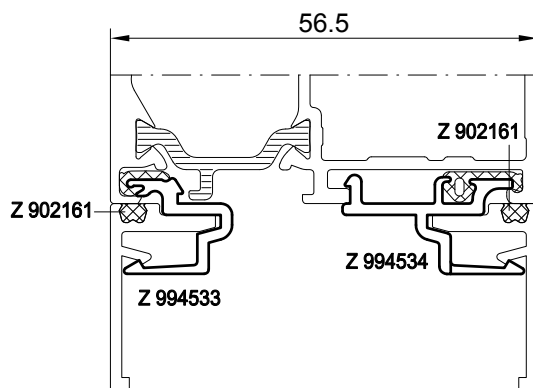
Klipsprofil mit Dichtung  
für die Befestigung aussen  
L = 50 mm



### Z 994532

Snap profile with gasket  
for assembly at the outside  
L = 50 mm

Optional Profile verschrauben  
mit 2x Z 907845 pro Meter  
Optional screw the profiles  
with 2x Z 907845 per meter



### Z 994533

Klipsprofil mit Dichtung  
für die Befestigung aussen  
L = 50 mm



### Z 994533

Snap profile with gasket  
for assembly at the outside  
L = 50 mm

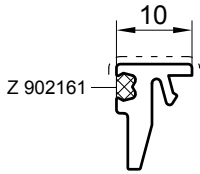
004000200



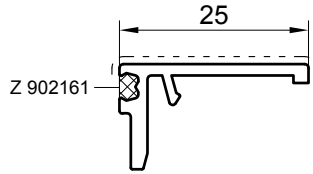
Tür Serie Lambda  
Door series Lambda

77 L	65 M	57 S
------	------	------

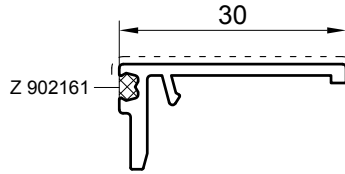
**P 496148**



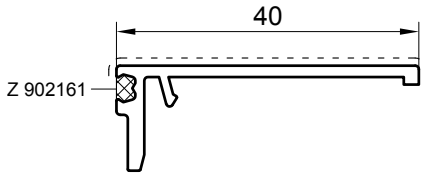
**P 496149**



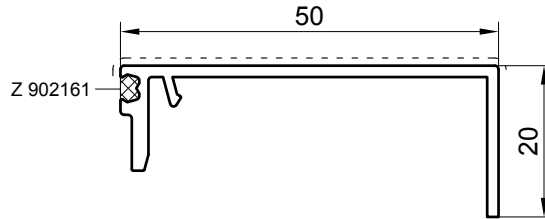
**P 496150**



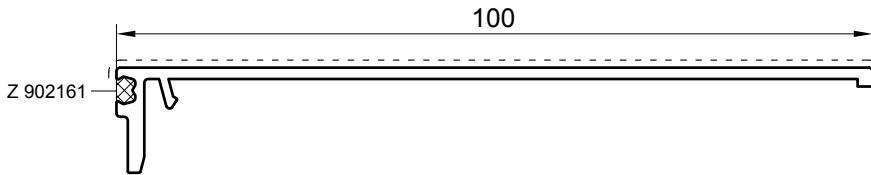
**P 496151**



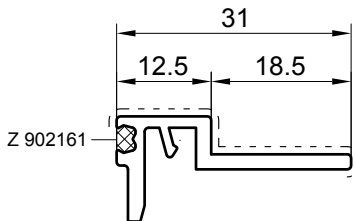
**P 496153**



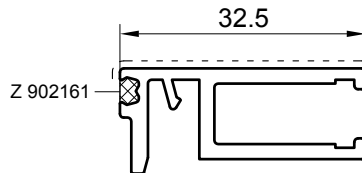
**P 496152**



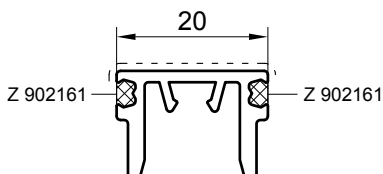
**P 496154**



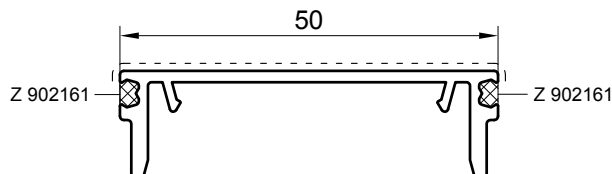
**P 496155**



**P 496156**




**P 496114**



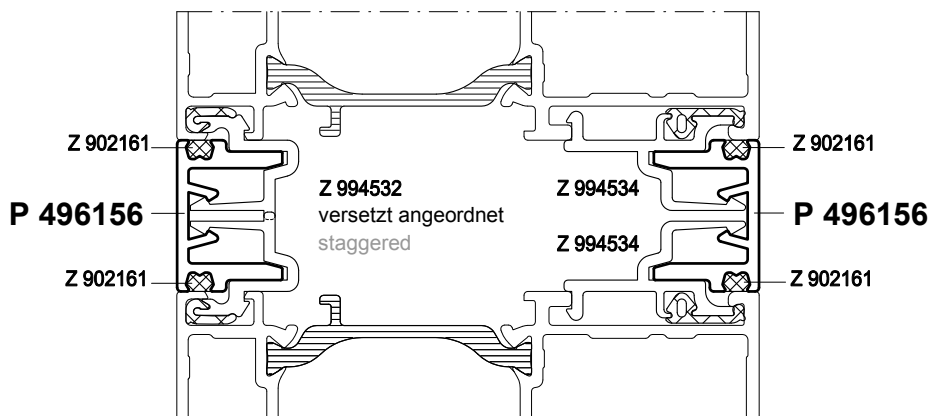
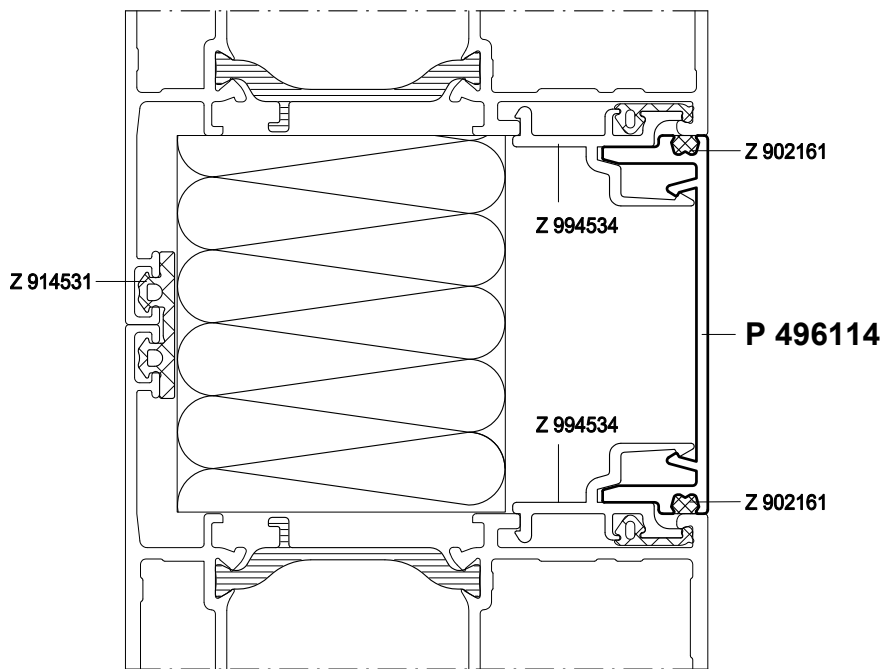
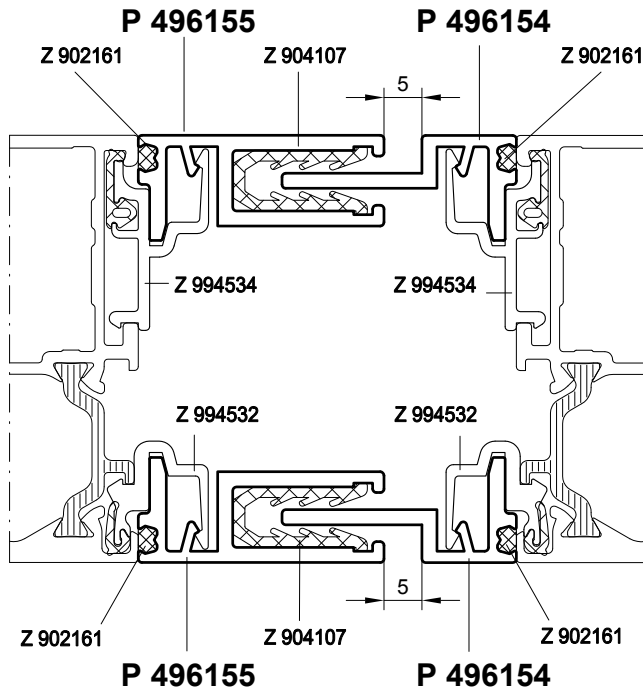
005000300

M 1:1  
Scale 1:1



Tür Serie Lambda  
Door series Lambda

77 L	65 M	57 S
------	------	------



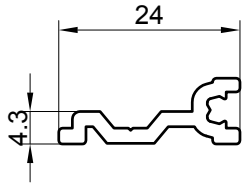
M 1:1  
Scale 1:1

006000400

## Allgemeine Zusatzprofile General supplementary profiles

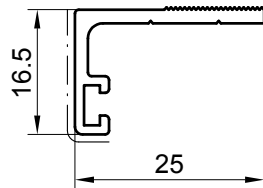
Tür Serie Lambda  
Door series Lambda

77 L	65 M	57 S
------	------	------



**P 410611**

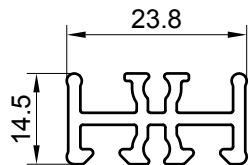
Kupplungsprofil  
Coupling profile



**P 421677**

Anschlagsteg für Zusatzprofil  
im Sockelprofil  
Stop web for supplementary  
profile in the bottom rail profile

77 L	65 M	57 S
------	------	------



**P 499666**

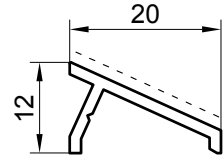
Zusatzprofil für Schwellen-  
dichtung, absenkbar,  
für Dichtung **Z 914672**  
Supplementary profile for threshold  
gasket, lowerable,  
for Gasket **Z 914672**

77 L	65 M	57 S
------	------	------

## Wetterschenkel Weather board profiles

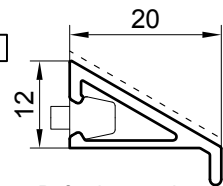
Tür Serie Lambda  
Door series Lambda

77 L	65 M	57 S
------	------	------



**P 496023**

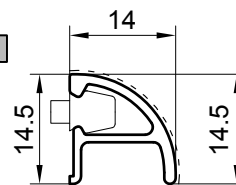
Wetterschenkel  
Weather board profile



**P 472600**

Wetterschenkel  
Weather board profile

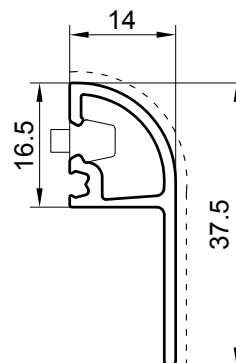
Befestigung mit  
Z907386  
50 mm vom Ende,  
alle 250 mm  
Fixing with Z 907386  
50mm from the end,  
every 250mm



**P 446618**

Wetterschenkel  
Weather board profile

Befestigung mit  
Z907386  
50 mm vom Ende,  
alle 250 mm  
Fixing with Z 907386  
50mm from the end,  
every 250mm



**P 446616**

Wetterschenkel  
Weather board profile

Befestigung mit  
Z907386  
50 mm vom Ende,  
alle 250 mm  
Fixing with Z 907386  
50mm from the end,  
every 250mm

M 1:1  
Scale 1:1

