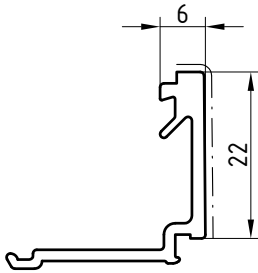
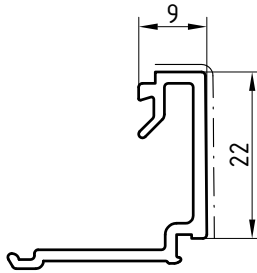


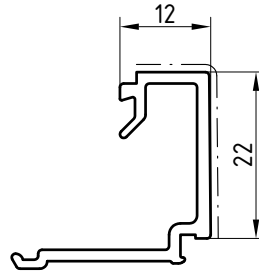
P 494200



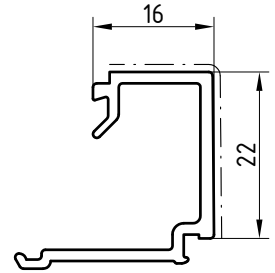
P 494201



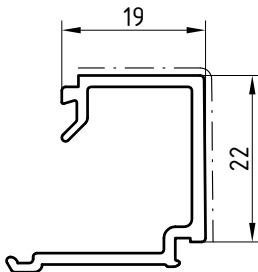
P 494202



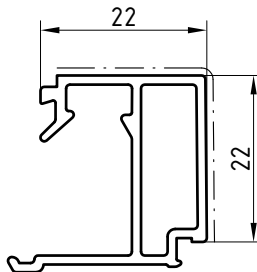
P 494203



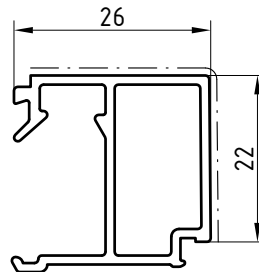
P 494204



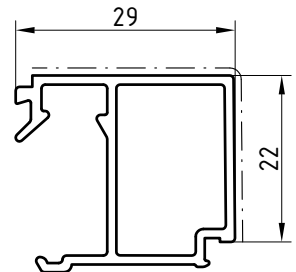
P 594205



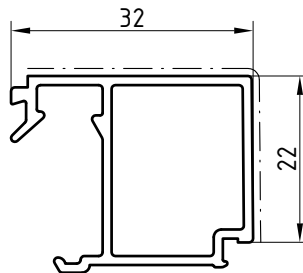
P 594206



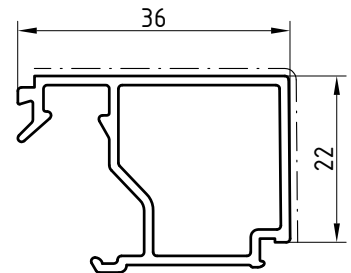
P 594210



P 594211



P 594207

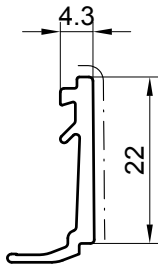


04-3000100

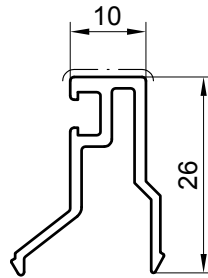
Einbau: siehe Glasleistentabelle
Installation: see glazing bead tables

M 1:1
Scale 1:1

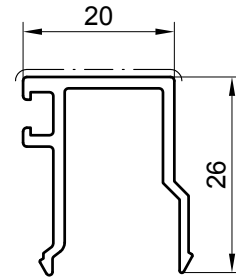
P 803709



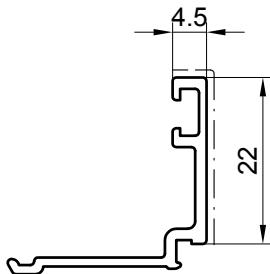
P 803703



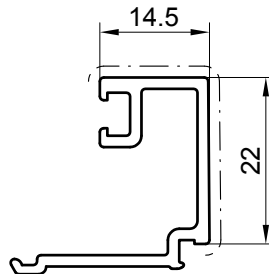
P 803704



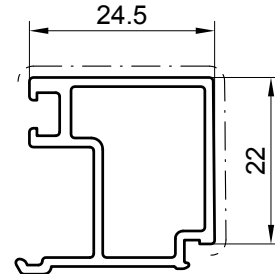
P 803710



P 803706



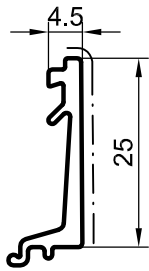
P 803707



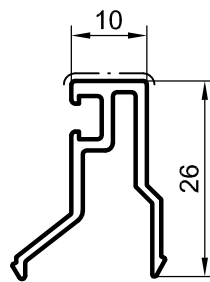
Einbau: siehe Glasleistentabelle
Installation: see glazing bead tables

M 1:1
Scale 1:1

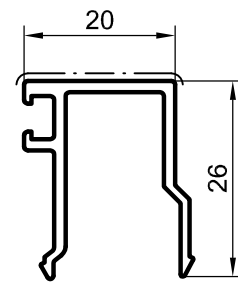
P 803717



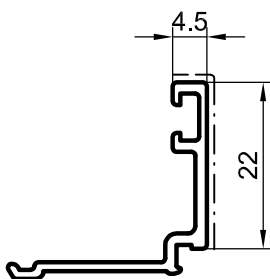
P 803703



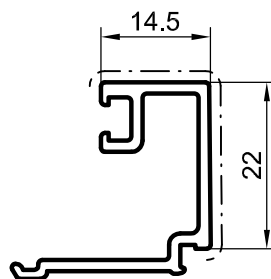
P 803704



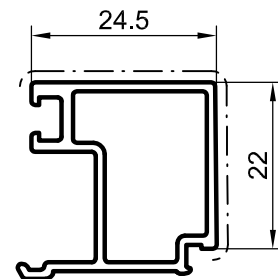
P 803710


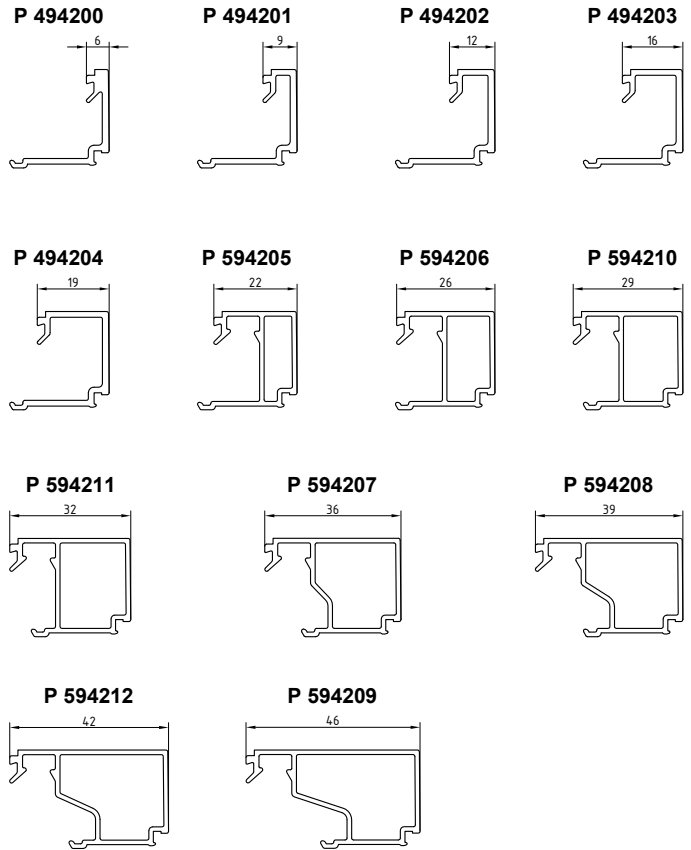


P 803706



P 803707




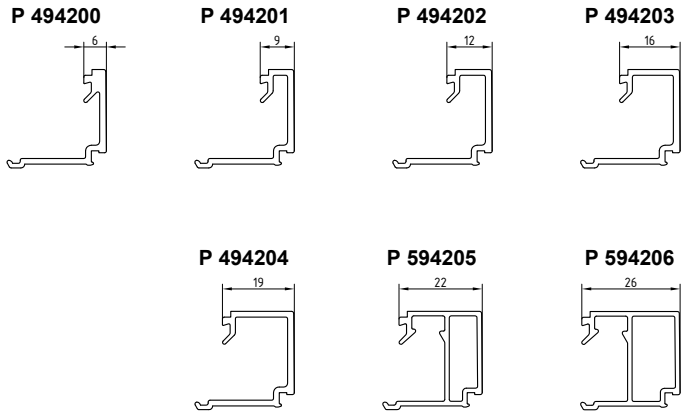


Verglasungsdichtungen Serie 65 M
Glazing gaskets Series 65 M

Verglasungsdichtungen Glazing gaskets	außen external	innen internal		
		(A)	(B)	(C)
Art. Nummer Art. no.	Z 914257	Z 914262	Z 914263	Z 914264
Spaltmaß in mm Gap dimension	6	4.5 - 7.0	5.5 - 8.0	6.5 - 9.5

M 1:2
Scale 1:2

04-5000300

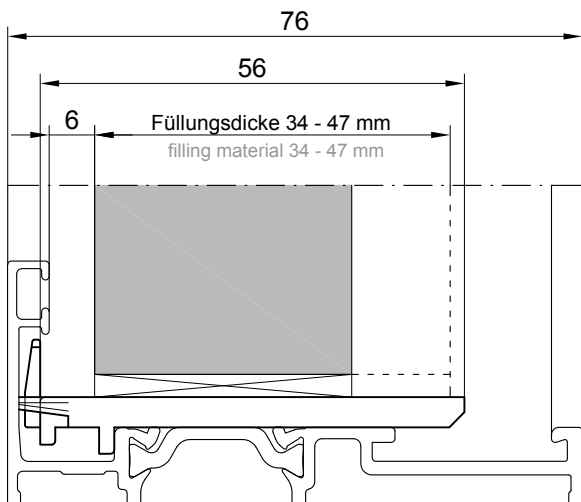
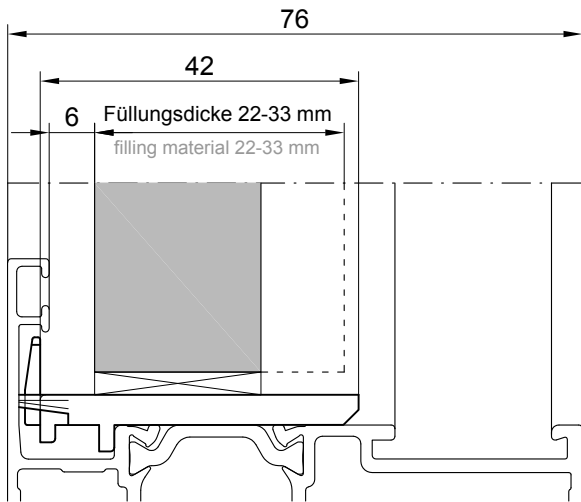


Verglasungsdichtungen Serie 65 M
Glazing gaskets Series 65 M

Verglasungs- dichtungen Glazing gaskets	außen external	innen internal		
		(A) 	(B) 	(C)
Art. Nummer Art. no.	Z 914257	Z 914262	Z 914263	Z 914264
Spaltmaß in mm Gap dimension	6	4.5 - 7.0	5.5 - 8.0	6.5 - 9.5

046000400

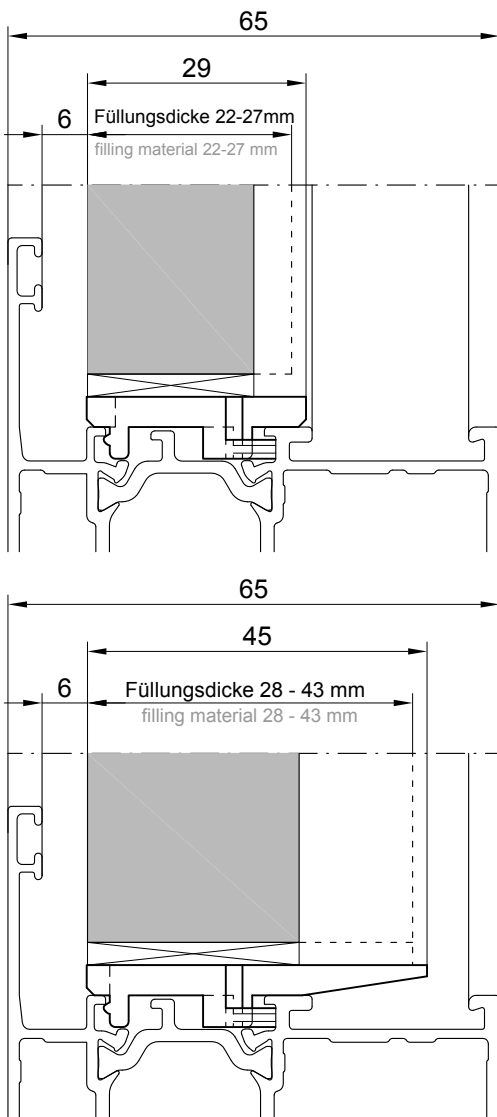
M 1:2
Scale 1:2



Art. Nr. Art. no.	Füllungsdicke Filling thickness	Profile Profiles
Z 914364	22 - 33 mm	B 806200 B 806210 B 806220 B 806230 B 806280
Z 914362	34 - 47 mm	B 806200 B 806210 B 806220 B 806230 B 806280

04-7000500

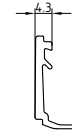
Einbau: siehe Verarbeitungshinweise
Installation: refer to Processing Information



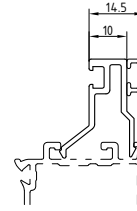
Art. Nr. Art. no.	Füllungsdicke Filling thickness	Profile Profiles
Z 914358	22 - 27 mm	B 806000 / 010 B 806020 / 030 B 806040 / 050 B 806060 / 070 B 806100 / 110 B 806120 / 160 B 806170 / 180
		B 806300 / 310 B 806320 / 330 B 806340 / 350 B 806360 / 370 B 806380 B 806400 / 410 B 806420 / 430 B 806440 / 450 B 806460 / 470 B 806480
Z 914357	28 - 43 mm	B 806000 / 010 B 806020 / 030 B 806040 / 050 B 806060 / 070 B 806100 / 110 B 806120 / 160 B 806170 / 180
		B 806300 / 310 B 806320 / 330 B 806340 / 350 B 806360 / 370 B 806380 B 806400 / 410 B 806420 / 430 B 806440 / 450 B 806460 / 470 B 806480

Einbau: siehe Verarbeitungshinweise
Installation: refer to Processing Information

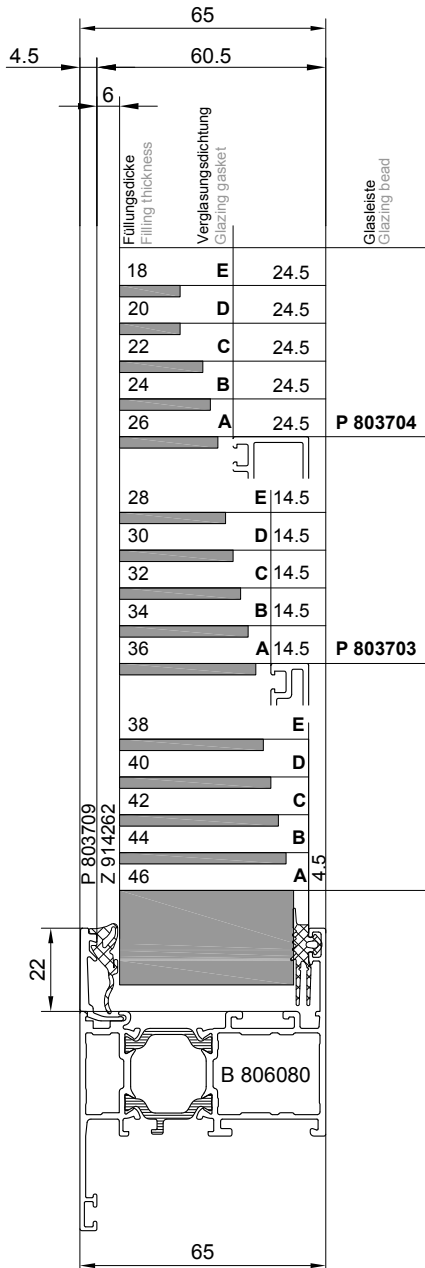
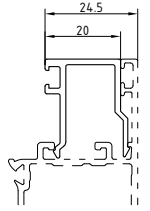
P 803709



P 803703

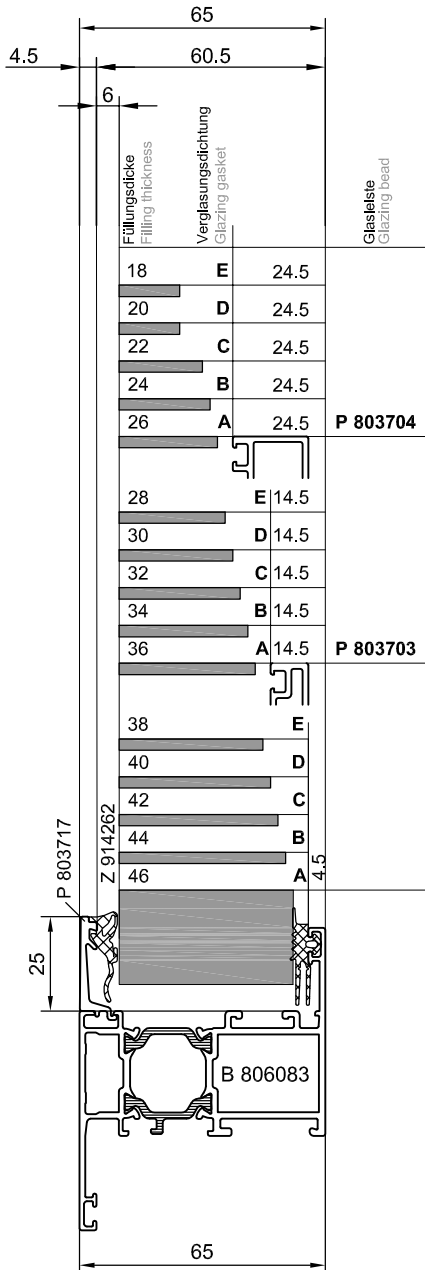


P 803704

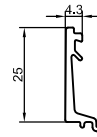


Verglasungs- dichtungen Glazing gaskets	außen external	innen internal					
		(F)	(A)	(B)	(C)	(D)	(E)
Art. Nummer Art. no.	Z 914262	Z 911113 **	Z 911074	Z 911054	Z 911075	Z 911076	Z 911077
Spaltmaß in mm Gap dimension	6	2	4	6	8	10	12

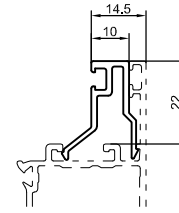
** alternativ als Ausgleich extremer
Toleranzen einsetzbar
** alternative useable for
compensation of high tolerances



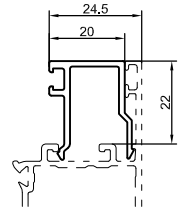
P 803717










P 803703



P 803704



Verglasungsdichtungen Serie 65 M
Glazing gaskets Series 65 M

Verglasungsdichtungen Glazing gaskets	außen external	innen internal					
		(F) 	(A) 	(B) 	(C) 	(D) 	(E) 
Art. Nummer Art. no.	Z 914262	Z 911113 **	Z 911074	Z 911054	Z 911075	Z 911076	Z 911077
Spaltmaß in mm Gap dimension	6	2	4	6	8	10	12

** alternativ als Ausgleich extremer Toleranzen einsetzbar
** alternative useable for compensation of high tolerances

Die angegebenen Füllungsdicken sind Nennmaße. Bei der Auswahl der Innendichtung sind die Glas- und Profiltoleranzen zu berücksichtigen. Eventuell ist die nächst kleinere / größere Innendichtung einzuplanen.

The specified panel thicknesses are nominal dimensions. When selecting the inner gasket, glass- and profile tolerances must be regarded. Possibly the next smaller or bigger inner gasket should be included.

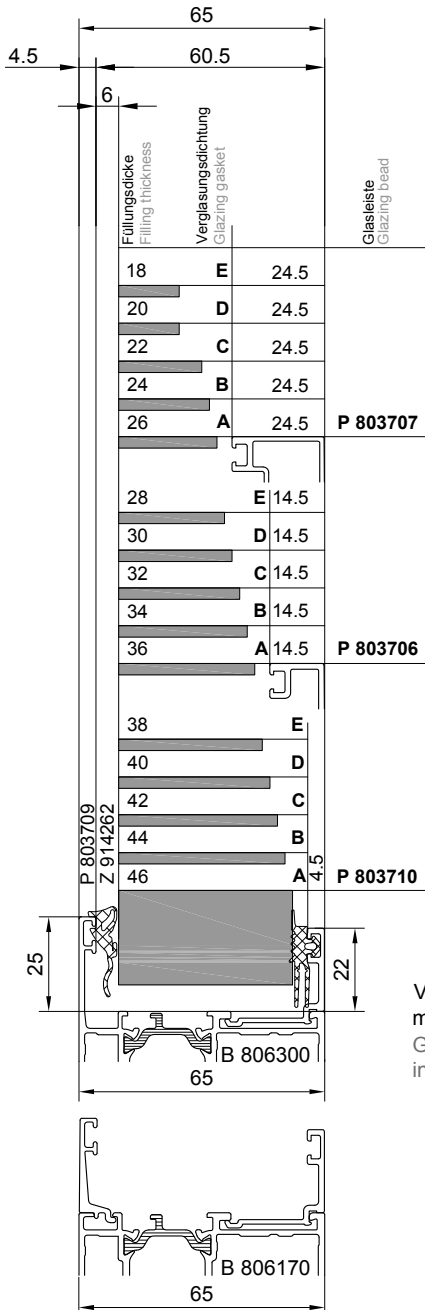
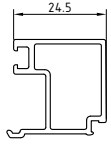
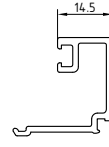
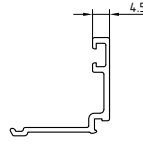
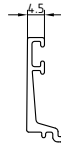
M 1:2
Scale 1:2

P 803711







P 803710

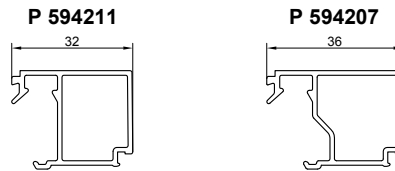
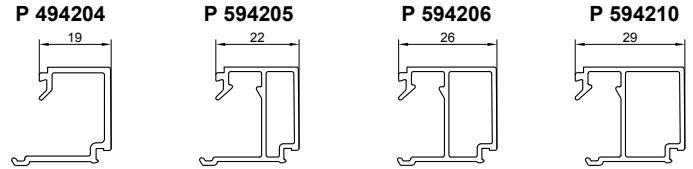
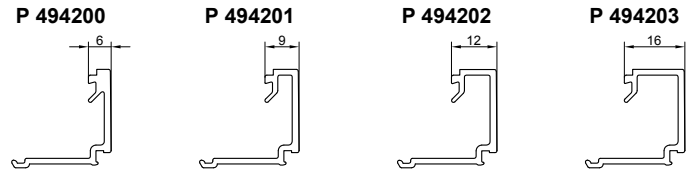
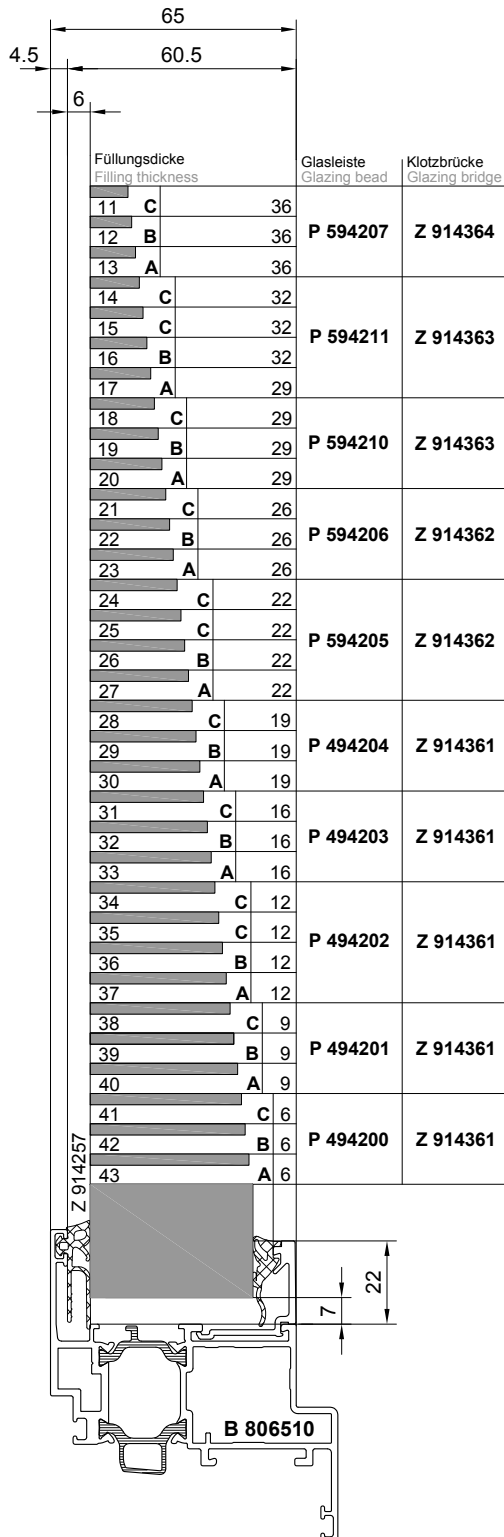
P 803706

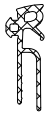



P 803707



Verglasung von außen
mittels Schiebetechnik
Glazing from the outside
in virtue of sliding method

Verglasungs- dichtungen Glazing gaskets	außen external	innen internal				
		(A) 	(B) 	(C) 	(D) 	(E) 
Art. Nummer Art. no.	Z 914262	Z 911074	Z 911054	Z 911075	Z 911076	Z 911077
Spaltmaß in mm Gap dimension	6	4	6	8	10	12

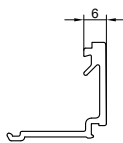


Verglasungs- dichtungen Glazing gaskets	außen external	innen internal		
		(A) 	(B) 	(C) 
Art. Nummer Art. no.	Z 914257	Z 914262	Z 914263	Z 914264
Spaltmaß in mm Gap dimension	6	4.5 - 7.0	5.5 - 8.0	6.5 - 9.0

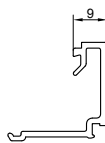
051000901

M 1:2
Scale 1:2

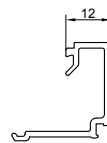
P 494200



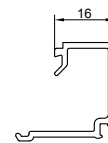
P 494201



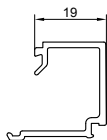
P 494202



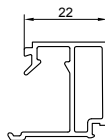
P 494203



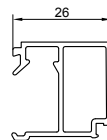
P 494204



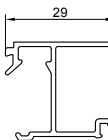
P 594205



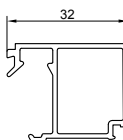
P 594206




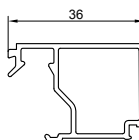
P 594210



P 594211

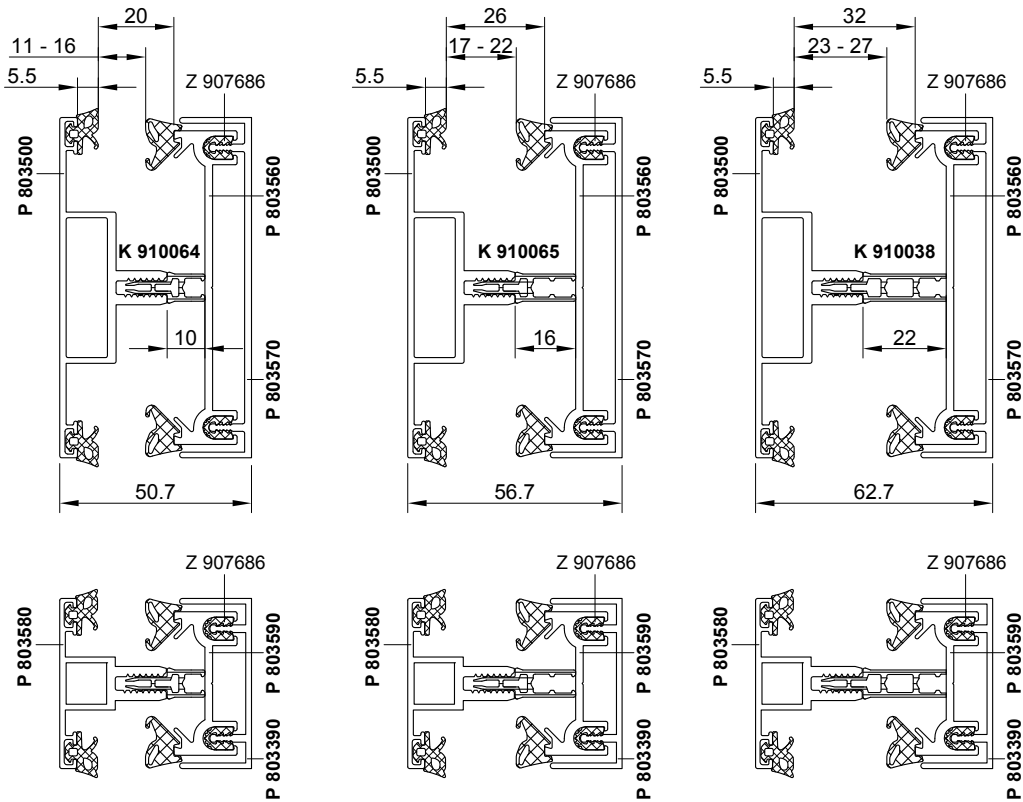


P 594207



Verglasungsdichtungen Serie 65 M
Glazing gaskets Series 65 M

Verglasungsdichtungen Glazing gaskets	außen external	innen internal		
		(A) 	(B) 	(C)
Art. Nummer Art. no.	Z 914257	Z 914262	Z 914263	Z 914264
Spaltmaß in mm Gap dimension	6	4.5 - 7.0	5.5 - 8.0	6.5 - 9.0



Füllungsstärke Filling thickness	Distanzleiste spacer	Schraube screw
11	K 910064	Z 911944
12		
13		
14		
15		
16	K 910065	Z 911986
17		
18		
19		
20		
21	K 910038	Z 911935
22		
23		
24		
25		
26		
27		

Verglasungsdichtungen Serie 65 M
Glazing gaskets Series 65 M

Verglasungs- dichtungen Glazing gaskets	außen external	innen internal		
		(A) 	(B) 	(C)
Art. Nummer Art. no.	Z 914258	Z 914259	Z 914260	Z 914261
Spaltmaß in mm Gap dimension	5.5	4.5 - 7.0	5.5 - 8.0	6.5 - 9.0

Achtung!
max. Belastung ≤ 50 kg
Attention!
Maximum load ≤ 50 kg