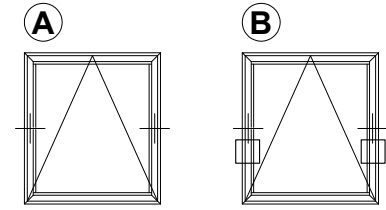


## Anwendungsdiagramm und Zusatzverriegelungen für Kippflügel - Beschläge, klemmbar, mit außen liegendem Drehpunkt für Flügel in Brüstungshöhe Bearbeitungs- und Montagezeichnung: Register 4000

Application diagram and additional locks for bottom-hung sash fittings, clamp-on design, with external pivoting point for sashes in parapet height Processing and assembly drawing: register 4000



Fenster Serie Lambda  
Window series Lambda

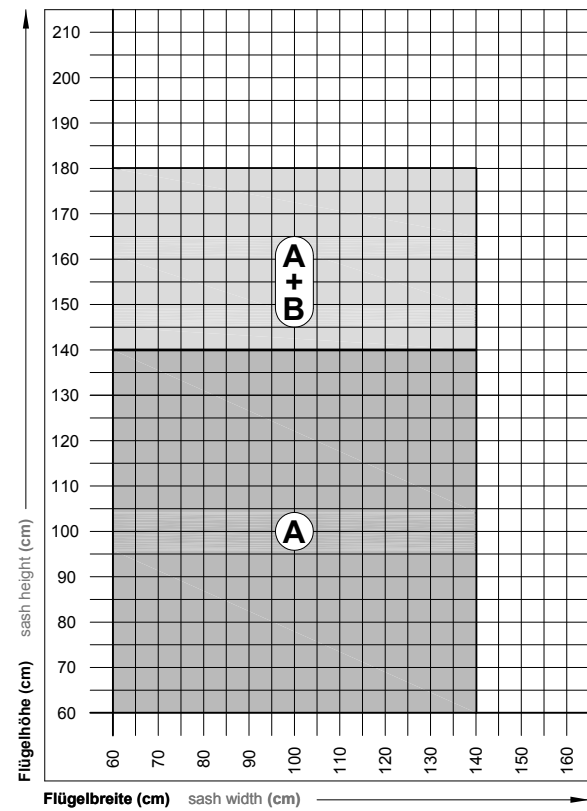
<b>77 XL</b>		
<b>77 L</b>	<b>65 M</b>	<b>57 S</b>
<b>77 L IF</b>	<b>65 M IF</b>	

**A**  
2 Stück Verschlussgarnituren  
2 Stück Kippflügelbänder  
2 Stück Falzscheren  
2 Stück Drehschwenkebel

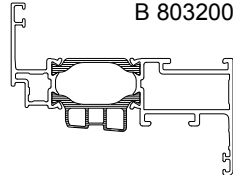
**A**  
2 locking sets  
2 bottom-hung sash hinges  
2 rebate stay-arms  
2 rotating handles

**B**  
zusätzliche  
Vertikalverriegelung

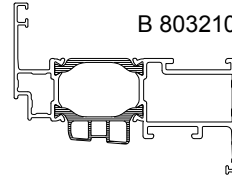
**B**  
additional vertical locking



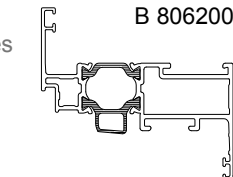
B 803200



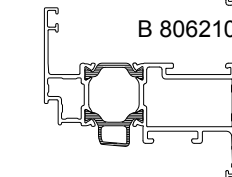
B 803210



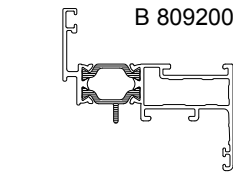
B 806200



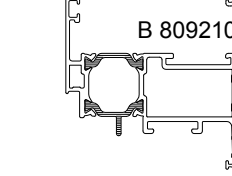
B 806210



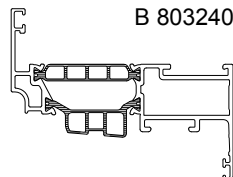
B 809200



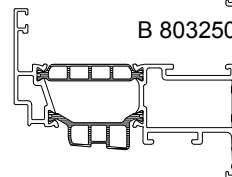
B 809210



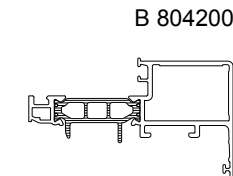
B 803240



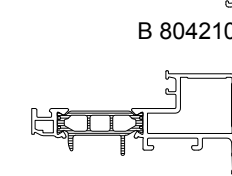
B 803250



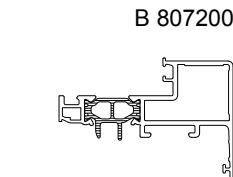
B 804200



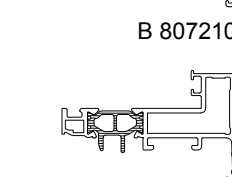
B 804210



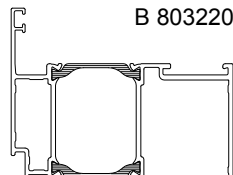
B 807200



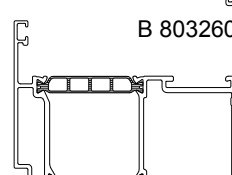
B 807210



B 803220



B 803260



B 806220

