

Bearbeitungs- und Montagezeichnung: Register 1000
Processing and assembly drawing: register 1000



Z 909948 02
Z 909948 64

Fenstergriff für Falzgetriebe,
100 Nm,
WK2 / WK3

Z 909948 02
Z 909948 64

Window handle for rebate gear,
100 Nm,
WK2 / WK3

Fenster Serie Lambda
Window series Lambda

77 XL		
77 L	65 M	



K 910098

Glasanschlagprofil, Festverglasung,
WK2 / WK3

K 910098

Glass stop profile, fixed frame,
WK2 / WK3

77 XL		
77 L		



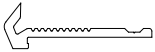
K 910099

Glasanschlagprofil, Festverglasung,
WK2 / WK3

K 910099

Glass stop profile, fixed frame,
WK2 / WK3

	65 M	




K 910100

Glasanschlagprofil, Flügel, WK2 / WK3

K 910100

Glass stop profile, sash WK2 / WK3

77 L		



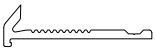
K 910101

Glasanschlagprofil, Flügel, WK2 / WK3

K 910101

Glass stop profile, sash WK2 / WK3

	65 M	



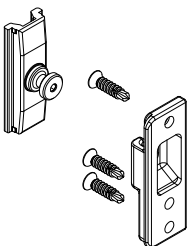
K 910102

Glasanschlagprofil, Flügel, WK2 / WK3

K 910102

Glass stop profile, sash WK2 / WK3

77 XL		



Z 996316

Verriegelung WK2 DIN L/R

Z 996316

Locking WK2 DIN L/R

77 XL		
77 L	65 M	

005002401

Bearbeitungs- und Montagezeichnung: Register 1000
Processing and assembly drawing: register 1000

Z 996372

Verriegelung WK3 DIN L

Z 996372

Locking WK3 DIN L

Z 996373

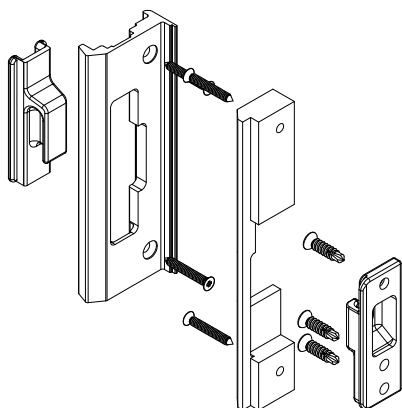
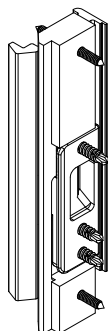
Verriegelung WK3 DIN R

Z 996373

Locking WK3 DIN R

Fenster Serie Lambda
Window series Lambda

77 XL		
77 L	65 M	

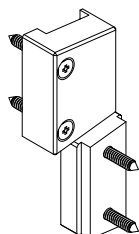


Z 996367

Anbohrschutz für Falzgetriebe
WK2 / WK3

Z 996367

drilling proof for rebate gear WK2 / WK3

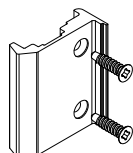


Z 996368

Aushebesicherung WK2 / WK3

Z 996368

lift-up security WK2 / WK3



Z 996369

Abdeckung Eckumlenkung WK2 / WK3

Z 996369

capping corner linkage gear WK2 / WK3

006002500