

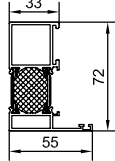
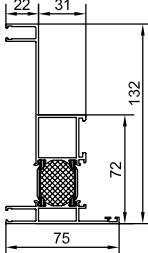
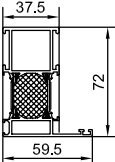
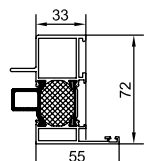
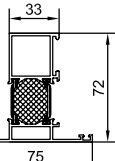
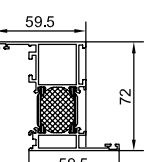
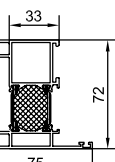
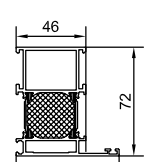
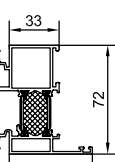
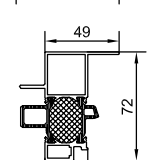
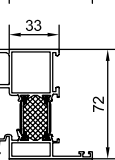
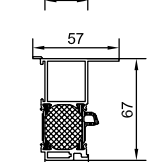
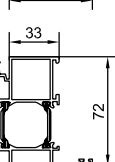
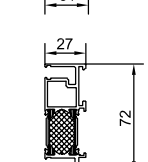
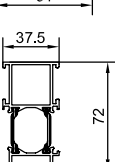
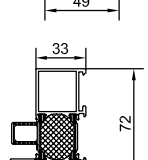
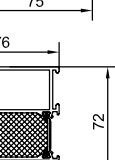




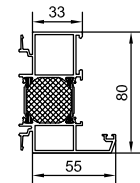
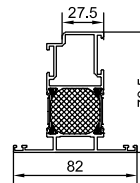
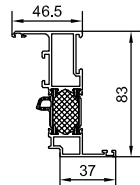
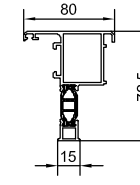
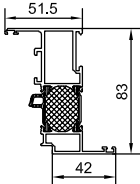
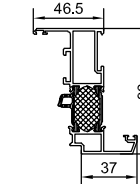
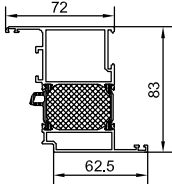
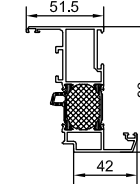
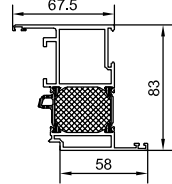
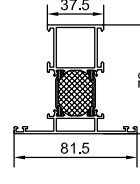
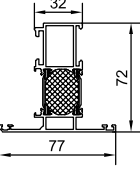
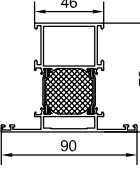
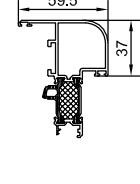
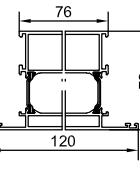
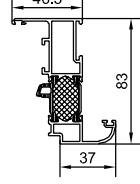
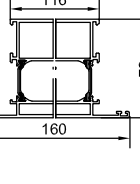
Profile overview and static profile values for Series 1.0

	Profile number	$I_{xid} [cm^4]$					External perimeter excluding insulating zone	Page 1.0		Profile number	$I_{xid} [cm^4]$					External perimeter excluding insulating zone	Page 1.0
		L [cm]	Distance between supports L [cm] in compliance with the guideline issued by the Institute of Building Technology								L [cm]	Distance between supports L [cm] in compliance with the guideline issued by the Institute of Building Technology					
			<200	from ≥ 200	from >250	from >300						from >400	<200	from ≥ 200	from >250		
	B510100	22	-	-	-	-	283	9		B510109	95	107	115	120	126	570	11
	B510101	24	-	-	-	-	334	9		B510110	-	-	-	-	-	318	11
	B510102	24	-	-	-	-	328	9		B510111	28	-	-	-	-	411	15
	B510103	29	34	37	38	41	449	9		B510112	28	-	-	-	-	353	12
	B510104	24	-	-	-	-	414	10		B510114	-	-	-	-	-	250	15
	B510105	24	-	-	-	-	396	10		B510115	-	-	-	-	-	238	15
	B510106	24	-	-	-	-	370	10		B510116	22	25	27	28	29	361	12
	B510107	25	-	-	-	-	357	10		B510117	-	-	-	-	-	314	12
	B510108	36	-	-	-	-	412	11									

I_{xid} = effective moment of inertia

I_{xid} = effective moment of inertia



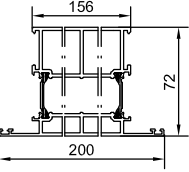
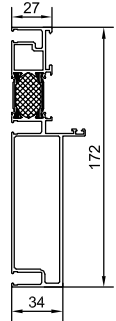
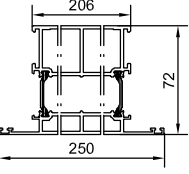
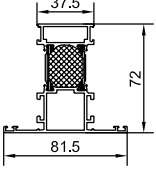
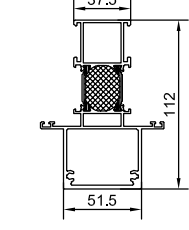
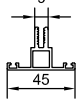
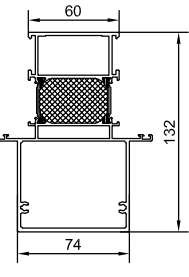
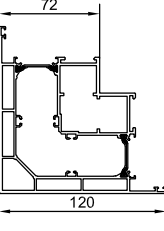
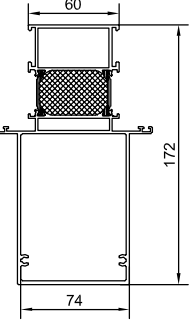
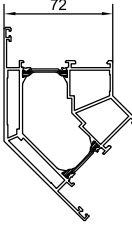
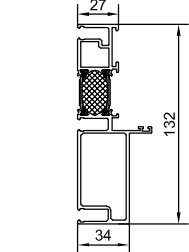
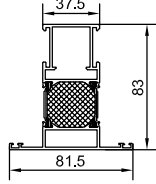
Profile overview and static profile values for Series 1.0

	Profile number	$I_{xid} [cm^4]$					External perimeter excluding insulating zone	Page 1.0		Profile number	$I_{xid} [cm^4]$					External perimeter excluding insulating zone	Page 1.0
		L [cm]	Distance between supports L [cm] in compliance with the guideline issued by the Institute of Building Technology								L [cm]	Distance between supports L [cm] in compliance with the guideline issued by the Institute of Building Technology					
		<200	from ≥ 200	from >250	from >300	from >400				<200		from ≥ 200	from >250	from >300	from >400		
	B510140	30	-	-	-	-	430	12		B510231	-	-	-	-	-	384	30
	B510200	-	-	-	-	-	353	27		B510232	-	-	-	-	-	313	30
	B510201	-	-	-	-	-	364	27		B510240	-	-	-	-	-	378	27
	B510202	-	-	-	-	-	406	28		B510241	-	-	-	-	-	387	27
	B510203	-	-	-	-	-	416	28		B510300	26	30	32	34	36	394	16
	B510205	-	-	-	-	-	382	30		B510301	30	35	38	40	43	414	16
	B510210	-	-	-	-	-	318	29		B510302	37	45	51	55	59	475	16
	B510230	-	-	-	-	-	378	29		B510303	46	58	66	72	79	553	17

I_{xid} = effective moment of inertia

I_{xid} = effective moment of inertia

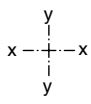
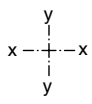
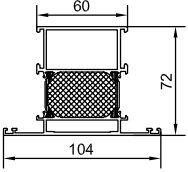
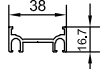
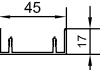
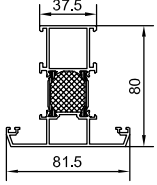


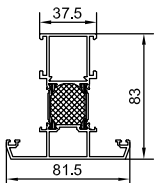


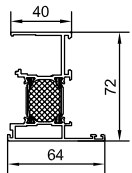


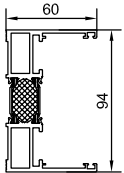


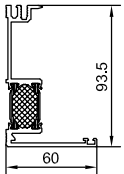


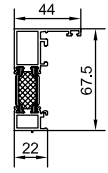

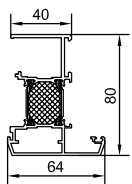
Profile overview and static profile values for Series 1.0

	Profile number	$I_{xid} [cm^4]$					External perimeter excluding insulating zone	Page 1.0		Profile number	$I_{xid} [cm^4]$					External perimeter excluding insulating zone	Page 1.0
		L [cm]	Distance between supports L [cm] in compliance with the guideline issued by the Institute of Building Technology								L [cm]	Distance between supports L [cm] in compliance with the guideline issued by the Institute of Building Technology					
			from <200	from ≥200	from >250	from >300						from >400	from <200	from ≥200	from >250		
	B510304	54	69	81	89	101	635	18		B510310	208	232	247	257	268	603	22
	B510305	62	80	95	106	122	737	18		B510311	27	31	34	35	37	405	15
	B510306	75	87	94	100	105	476	20		B510312	-	-	-	-	-	-	40
	B510307	141	164	180	191	205	563	21		B510313	-	-	-	-	-	574	24
	B510308	302	302	365	383	406	643	22		B510314	-	-	-	-	-	484	25
	B510309	97	111	120	125	132	524	21		B510315	-	-	-	-	-	377	19

I_{xid} = effective moment of inertia



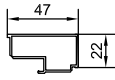

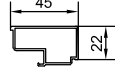

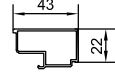

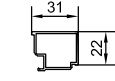

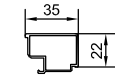

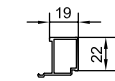

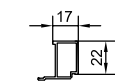

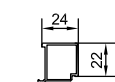

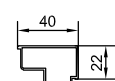

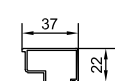

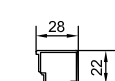

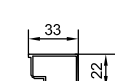

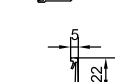

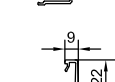

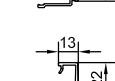

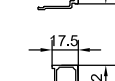

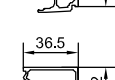
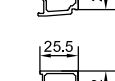
I_{xid} = effective moment of inertia

Profile overview and static profile values for Series 1.0

	Profile number	$I_{xid} [cm^4]$					External perimeter excluding insulating zone	Page 1.0		Profile number	Surface finishing: A minimum parameter of 130 mm is taken as the basis for calculation.					External perimeter excluding insulating zone	Page 1.0
		L [cm]	Distance between supports L [cm] in compliance with the guideline issued by the Institute of Building Technology														
		<200	from ≥ 200	from >250	from >300	from >400											
	B510316	34	41	45	48	52	441	17		P410604	-	-	-	-	-	176	40
		P410605	-	-	-	-	-		-	-	-	-	-	-	-	198	40
	B510340	33	38	42	44	47	458	19		P410610	-	-	-	-	-	172	38
		P410611	-	-	-	-	-		-	-	-	-	-	-	-	78	41
	B510341	-	-	-	-	-	461	19		P411223	-	-	-	-	-	94	39
		P411224	-	-	-	-	-		398	31	-	-	-	-	-	133	39
	B510600	-	-	-	-	-	398	31		P496001	-	-	-	-	-	175	39
		P496099	-	-	-	-	-		464	38	-	-	-	-	-	51	41
	B510606	-	-	-	-	-	464	38		P496100	-	-	-	-	-	90	41
		P496105	-	-	-	-	-		460	38	-	-	-	-	-	77	41
	B510609	-	-	-	-	-	460	38		P496111	-	-	-	-	-	180	41
		P535007	-	-	-	-	-		260	38	-	-	-	-	-	108	29
	B510612	-	-	-	-	-	260	38		P552643	-	-	-	-	-	57	40
		B510640	-	-	-	-	-		432	31	-	-	-	-	-	57	40

I_{xid} = effective moment of inertia

Profile overview glazing beads and supplementary profiles Series 1.0

	Profile number	Surface finishing: A minimum parameter of 130 mm is taken as the basis for calculation.					External perimeter excluding insulating zone	Page 1.0 Glazing		Profile number	Surface finishing: A minimum parameter of 130 mm is taken as the basis for calculation.					External perimeter excluding insulating zone	Page 1.0 Glazing
	P594 050	-	-	-	-	-	154	1		P594 100	-	-	-	-	-	92	2
	P594 051	-	-	-	-	-	150	1		P594 101	-	-	-	-	-	90	2
	P594 052	-	-	-	-	-	146	1		P594 102	-	-	-	-	-	93	2
	P594 053	-	-	-	-	-	122	1		P594 103	-	-	-	-	-	103	2
	P594 055	-	-	-	-	-	130	1		P594 104	-	-	-	-	-	111	2
	P594 057	-	-	-	-	-	109	1		P594 105	-	-	-	-	-	117	2
	P594 058	-	-	-	-	-	109	1		P594 106	-	-	-	-	-	121	2
	P594 059	-	-	-	-	-	110	1		P594 107	-	-	-	-	-	125	2
	P594 061	-	-	-	-	-	140	1		P594 108	-	-	-	-	-	129	2
	P594 062	-	-	-	-	-	134	1		P594 109	-	-	-	-	-	135	2
	P594 064	-	-	-	-	-	116	1		P594 110	-	-	-	-	-	143	2
	P594 065	-	-	-	-	-	126	1		P510 601	-	-	-	-	-	134	3
	P494 071	-	-	-	-	-	121	1		P410 602	-	-	-	-	-	76	3
	P494 072	-	-	-	-	-	131	1		P410 603	-	-	-	-	-	170	3
	P494 073	-	-	-	-	-	139	1		P410 608	-	-	-	-	-	124	3
	P594 070 WK3	-	-	-	-	-	105	1		P410 613	-	-	-	-	-	85	3
	P594 077 WK3	-	-	-	-	-	127	1									
	P594 078 WK3	-	-	-	-	-	110	1									