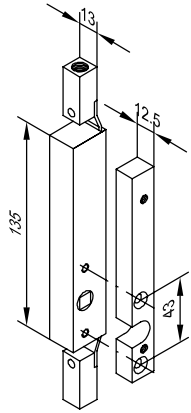


Fittings and accessories / espagnolette bolt and flush bolt, excluding operating rods  
Processing and assembling drawing: Register 700

Door-Series

2.1 EU



Fittings and accessories for rebate swing doors, swing doors, double action doors

**Z 991 782**

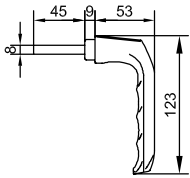
Bascule flush bolt excluding front plate, with 8 mm square pin, operation with pin key from rebate, bolt ends with 10 mm inner thread, complete including base and fixing screws

Please order operating rod separately!



**Z 908 543**

Operating rod, diam. 10 mm, galvanized steel, M10 thread at one end, Length = 1500 mm  
2 required



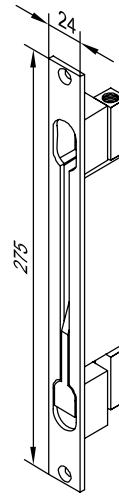
**Z 911 758**

Square key, suitable for flush bolt Z 991 782

Door-Series

2.1 EU

Flush bolts and espagnolette bolts for two-sash doors



**Z 994 018**

Flush bolt, effective on both sides, 35 mm backset, galvanized, with lever for top-hung window, M10 inner thread on rod ends, 20 mm stroke,

Please order operating rod separately!

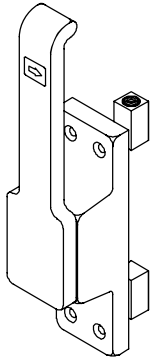


**Z 908 543**

Operating rod, diam. 10 mm, galvanized steel, M10 thread at one end, Length = 1500 mm  
2 required

Door-Series

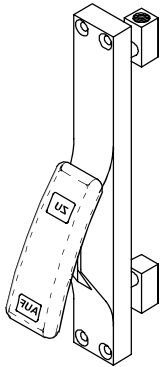
Door-Series



**Z 992 816 02**  
**Z 992 816 64**  
Turning espagnolette bolt,  
for left turn,  
with M10 inner thread  
for operating rod

**Z 992 818 02**  
**Z 992 818 64**  
Turning espagnolette bolt,  
for right turn,  
with M10 inner thread  
for operating rod

**Please order operating rod  
separately!**



**Z 990 865 02**  
**Z 990 865 64**  
Espagnolette bolt with  
rocker arm,  
with M10 inner thread  
for operating rod

**Please order operating  
rod separately!**

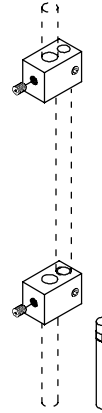


**Z 908 543**  
Operating rod,  
diam. 10 mm,  
galvanized steel,  
M10 thread at one end,  
Length = 1500 mm  
2 required



**Z 900 281**  
Aluminium operating rod,  
diam. 10 mm,  
Length = 6000 mm,  
suitable for espagnolette  
bolt and flush bolt,  
applicable as option  
for Z 908 543

2.1 EU



**Z 993 438**  
Coupling piece for the  
operating rods if an electric  
opener is used at 1050 mm  
in the inactive sash,  
in combination with the  
rebate espagnolette bolt or  
the ECO dual locking system,  
suitable for operating rods  
diameter 10 mm

**Attention!**  
Bevel operating rod for  
clamping screw

**Attention!**  
For the operating rods processed  
corner brackets are required ->  
**Please order separately:**



**Z 912 167**  
Corner bracket,  
nailable only,  
processed for operating rod,  
for profiles **B 521250 / 251**

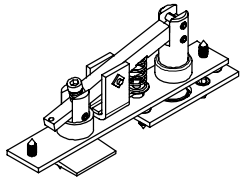


**Z 912 168**  
Corner bracket,  
nailable only,  
processed for operating rod,  
for profiles **B 521252 / 253**

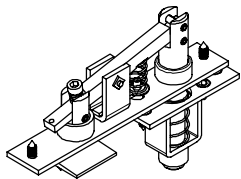
2.1 EU



ECO dual catch for doors opening in



**Z 994 631**  
ECO dual catch  
**System I**, designated  
for upper locking only



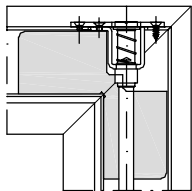
**Z 994 632**  
ECO dual catch  
**System II**, for  
automatic upper and  
bottom locking of the  
inactive sash via the  
active sash



**Z 909 417**  
Operating rod (tube),  
diamater 10 mm,  
Length = 2500 mm,  
suitable for dual catch  
**System II**

**Attention!**

For dual catch **System I** and **II**  
processed corner brackets are required ->  
**Please order separately:**



**Z 994 076**  
Corner bracket,  
nailable only,  
processed for  
ECO dual catch

Door-Series

2.1 EU

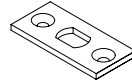
•

•

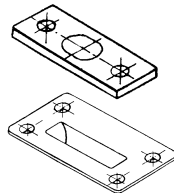
•

•

Locking parts for locking with operating rods

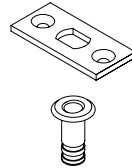


**Z 908 340**  
Oberes Schließblech für  
für doors opening **in** and **out**  
with espagnolette bolt,  
can be inserted into thresholds  
P 452 651 with drill hole

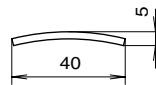


**Z 900 460**  
Fixing screw  
ST 4,8 x 16 for  
striking plate Z 908 340,  
2 required

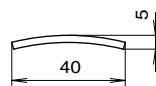
**Z 993 154**  
Upper and lower locking part  
for doors opening **in** and **out**,  
for continuous floor



**Z 994 660**  
Upper locking part and  
ground sleeve for doors  
opening **in** and **out**,  
can be used optionally to  
Z 993 154



**Z 913 138**  
Threshold made of  
rustproof material,  
pre-drilled,  
L = 1400 mm,  
complete,  
including fixing material



**Z 913 139**  
Threshold made of  
rustproof material,  
pre-drilled,  
L = 2600 mm,  
complete,  
including fixing material

Door-Series

2.1 EU

•

•

•

•

•

•