

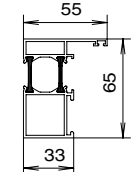
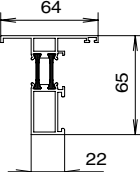
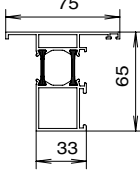
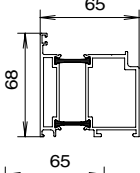
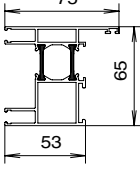
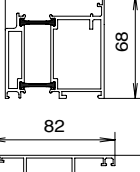
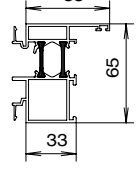
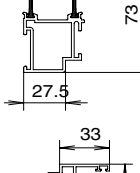
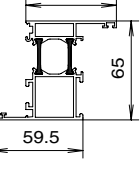
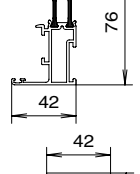
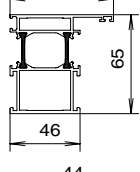
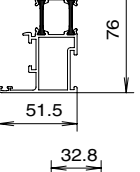
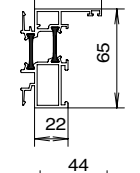
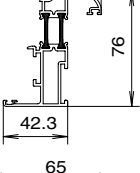
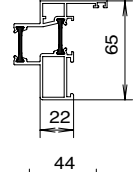
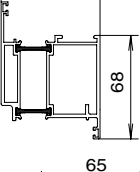
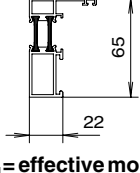
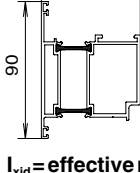




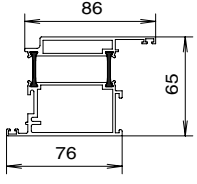
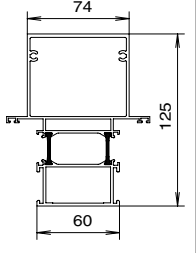
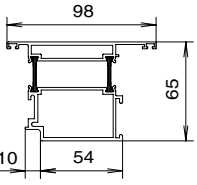
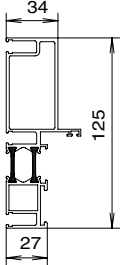
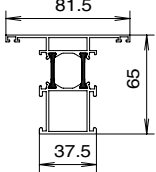
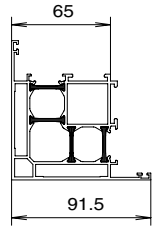
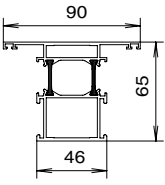
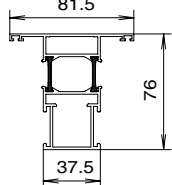
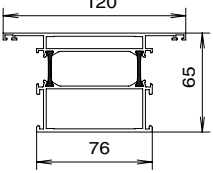
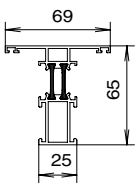
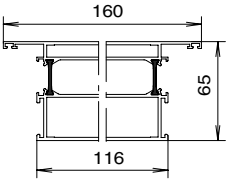
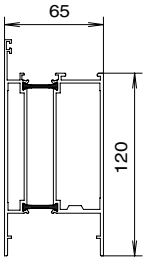
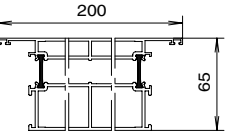
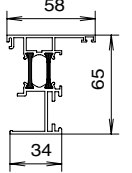
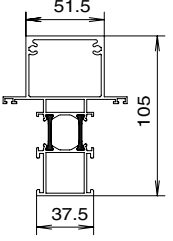
## Profile overview and static profile values for Series 2.1 EU

	Profile number	$I_{xid} [cm^4]$					External perimeter excluding insulating zone	Page 2.1 EU		Profile number	$I_{xid} [cm^4]$					External perimeter excluding insulating zone	Page 2.1 EU
		L [cm]	Distance between supports L [cm] in compliance with the guideline issued by the Institute of Building Technology								L [cm]	Distance between supports L [cm] in compliance with the guideline issued by the Institute of Building Technology					
			<200	from $\geq 200$	from >250	from >300						from >400	<200	from $\geq 200$	from >250		
	<b>B542 100</b>	20.0	-	-	-	-	283	10		<b>B542 123</b>	-	-	-	-	-	304	11
	<b>B542 102</b>	21.7	-	-	-	-	328	10		<b>B542 150</b>	-	-	-	-	-	304	21
	<b>B542 103</b>	26.8	-	-	-	-	449	10		<b>B542 151</b>	-	-	-	-	-	303	21
	<b>B542 104</b>	21.8	-	-	-	-	414	10		<b>B542 206</b>	-	-	-	-	-	382	19
	<b>B542 111</b>	-	-	-	-	-	-	12		<b>B542 220</b>	-	-	-	-	-	359	19
	<b>B542 112</b>	26.0	-	-	-	-	353	12/21		<b>B542 221</b>	-	-	-	-	-	364	19
	<b>B542 120</b>	18.7	-	-	-	-	357	11		<b>B542 230</b>	-	-	-	-	-	380	19
	<b>B542 121</b>	-	-	-	-	-	292	11		<b>B542 250</b>	-	-	-	-	-	361	22
	<b>B542 122</b>	-	-	-	-	-	265	11		<b>B542 251</b>	-	-	-	-	-	362	22

$I_{xid}$  = effective moment of inertia

$I_{xid}$  = effective moment of inertia



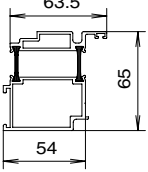
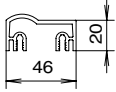
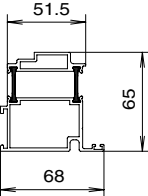
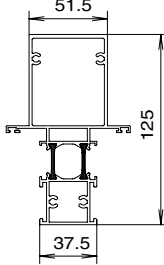
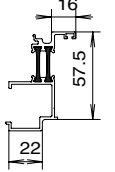
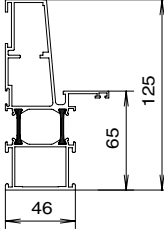
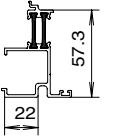
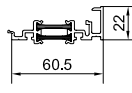
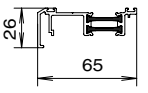

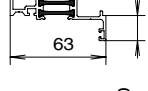
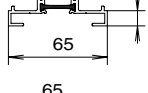
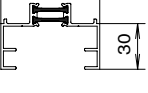
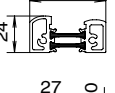


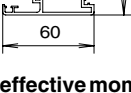
## Profile overview and static profile values for Series 2.1 EU

	Profile number	$I_{xid} [cm^4]$					External perimeter excluding insulating zone	Page 2.1 EU		Profile number	$I_{xid} [cm^4]$					External perimeter excluding insulating zone	Page 2.1 EU
		L [cm]	Distance between supports L [cm] in compliance with the guideline issued by the Institute of Building Technology								L [cm]	Distance between supports L [cm] in compliance with the guideline issued by the Institute of Building Technology					
			<200	from $\geq 200$	from >250	from >300						from >400	<200	from $\geq 200$	from >250		
	<b>B542252</b>	-	-	-	-	-	394	22		<b>B542307</b>	148.3	164.9	175.2	181.7	189.0	563	15
	<b>B542253</b>	-	-	-	-	-	390	22		<b>B542309</b>	99.2	108.0	113.0	116.0	119.7	524	16
	<b>B542300</b>	23.7	26.0	27.3	28.1	28.9	394	13		<b>B542313</b>	-	-	-	-	-	471	18
	<b>B542301</b>	28.0	31.0	32.8	33.8	34.9	414	13		<b>B542315</b>	-	-	-	-	-	377	20
	<b>B542302</b>	36.5	41.6	44.6	46.4	48.5	475	13		<b>B542320</b>	20.0	22.0	22.9	23.5	24.0	374	18
	<b>B542303</b>	46.6	59.5	59.4	62.7	66.3	553	14		<b>B542500</b>	-	-	-	-	-	524	24
	<b>B542304</b>	-	-	-	-	-	635	14		<b>B542600</b>	-	-	-	-	-	403	20
	<b>B542306</b>	75.7	83.5	88.0	90.8	93.8	476	15									

$I_{xid}$  = effective moment of inertia

$I_{xid}$  = effective moment of inertia

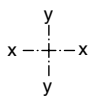
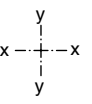























## Profile overview and static profile values for Series 2.1 EU

	Profile number	$I_{xid}$ [cm <sup>4</sup> ]					External perimeter excluding insulating zone	Page 2.1 EU		Profile number	$I_{xid}$ [cm <sup>4</sup> ]					External perimeter excluding insulating zone	Page 2.1 EU
		L [cm]	Distance between supports L [cm] in compliance with the guideline issued by the Institute of Building Technology								L [cm]	Distance between supports L [cm] in compliance with the guideline issued by the Institute of Building Technology					
		<200	from ≥200	from >250	from >300	from >400				<200	from ≥200	from >250	from >300	from >400			
	B542650	-	-	-	-	-	298	23		B452651	-	-	-	-	-	299	25
	B542651	-	-	-	-	-	295	23		B559023	121.0	133.5	141.0	145.5	150.5	520	16
	B442652	-	-	-	-	-	306	23		B559024	96.4	106.0	111.5	115.0	119.0	511	18
	B442653	-	-	-	-	-	304	23		B442656	-	-	-	-	-	241	25
	B442654	-	-	-	-	-	245	25									
	B442655	-	-	-	-	-	131	24									
	B442660	-	-	-	-	-	216	25									
	B442662	-	-	-	-	-	218	24									
	B442664	-	-	-	-	-	330	24									
	B542665	-	-	-	-	-	-	25									
	B421668	-	-	-	-	-	116	25									
	B496099	-	-	-	-	-	51	/									
	B552601	-	-	-	-	-	291	20									

$I_{xid}$  = effective moment of inertia

$I_{xid}$  = effective moment of inertia

## Profile overview and static profile values for Series 2.1 EU

	Profile number	$I_{xid} [cm^4]$					External perimeter excluding insulating zone	Page 2.1 EU Glazing		Profile number	$I_{xid} [cm^4]$					External perimeter excluding insulating zone	Page 2.1 EU Glazing
		L [cm]	Distance between supports L [cm] in compliance with the guideline issued by the Institute of Building Technology								L [cm]	Distance between supports L [cm] in compliance with the guideline issued by the Institute of Building Technology					
		<200	from $\geq 200$	from >250	from >300	from >400				<200	from $\geq 200$	from >250	from >300	from >400			
	<b>B494 071</b>	-	-	-	-	-	121	1		<b>B594 100</b>	-	-	-	-	-	92	2
	<b>B494 072</b>	-	-	-	-	-	131	1		<b>B594 101</b>	-	-	-	-	-	90	2
	<b>B494 073</b>	-	-	-	-	-	139	1		<b>B594 102</b>	-	-	-	-	-	93	2
	<b>B594 052</b>	-	-	-	-	-	146	1		<b>B594 103</b>	-	-	-	-	-	103	2
	<b>B594 053</b>	-	-	-	-	-	122	1		<b>B594 104</b>	-	-	-	-	-	111	2
	<b>B594 055</b>	-	-	-	-	-	130	1		<b>B594 105</b>	-	-	-	-	-	117	2
	<b>B594 057</b>	-	-	-	-	-	109	1		<b>B594 106</b>	-	-	-	-	-	121	2
	<b>B594 058</b>	-	-	-	-	-	109	1		<b>B594 107</b>	-	-	-	-	-	125	2
	<b>B594 059</b>	-	-	-	-	-	110	1		<b>B594 108</b>	-	-	-	-	-	129	2
	<b>B594 061</b>	-	-	-	-	-	140	1		<b>B594 109</b>	-	-	-	-	-	135	2
	<b>B594 062</b>	-	-	-	-	-	134	1									
	<b>B594 064</b>	-	-	-	-	-	116	1									
	<b>B594 065</b>	-	-	-	-	-	126	1									

$I_{xid}$  = effective moment of inertia

$I_{xid}$  = effective moment of inertia

