

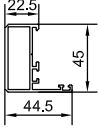
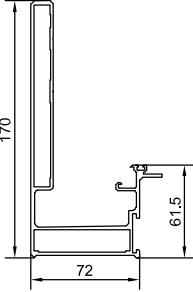
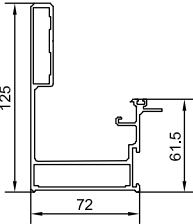
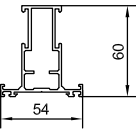

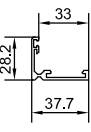
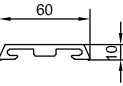
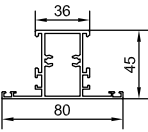


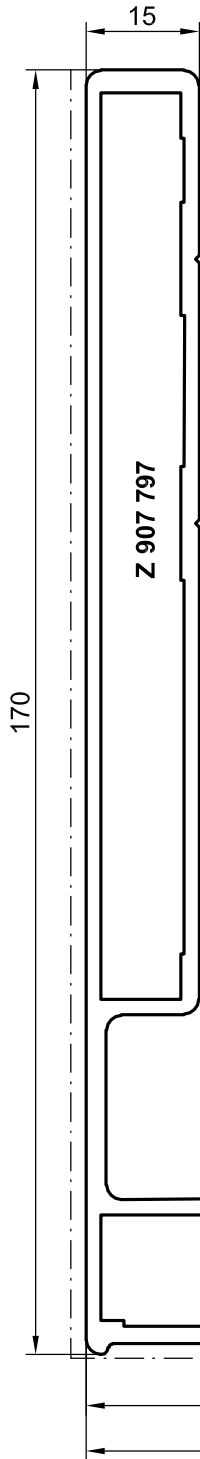
## **HUECK Series A72 Porch**

## Profile overview and static profile values for Series A72 Porch

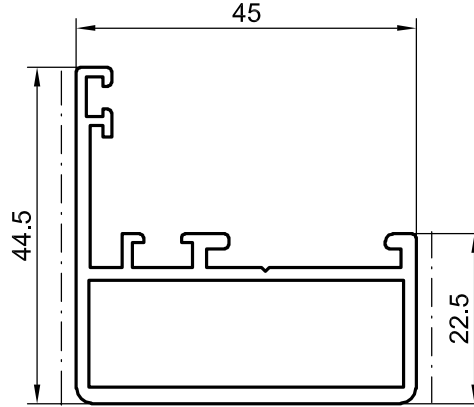
	Profile Number	Horizontal axis		Vertical axis		Overall perimeter mm	Page A72		Profile number	Horizontal axis		Vertical axis		Overall perimeter mm	Page A72
		$J_x$ [cm <sup>4</sup> ]	$W_x$ [cm <sup>3</sup> ]	$J_y$ [cm <sup>4</sup> ]	$W_y$ [cm <sup>3</sup> ]					$J_x$ [cm <sup>4</sup> ]	$W_x$ [cm <sup>3</sup> ]	$J_y$ [cm <sup>4</sup> ]	$W_y$ [cm <sup>3</sup> ]		
	P572 110	8.0	3.1	3.8	1.4	239	3								
	P572 700	33.0	30.8	86.6	14.2	692	3								
	P572 701	138.0	17.7	76.0	13.3	602	4								
	P572 702	18.1	5.2	7.1	2.6	312	4								
	P472 703	-	-	-	-	198	5								
	P472 704	-	-	-	-	177	5								
	P423 401	-	-	-	-	179	3								
	P572 301	12.5	4.6	15.0	3.8	372	5								



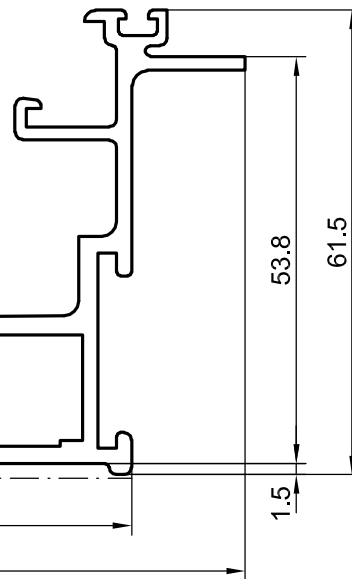
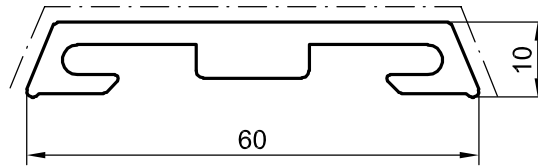
**P 572700**



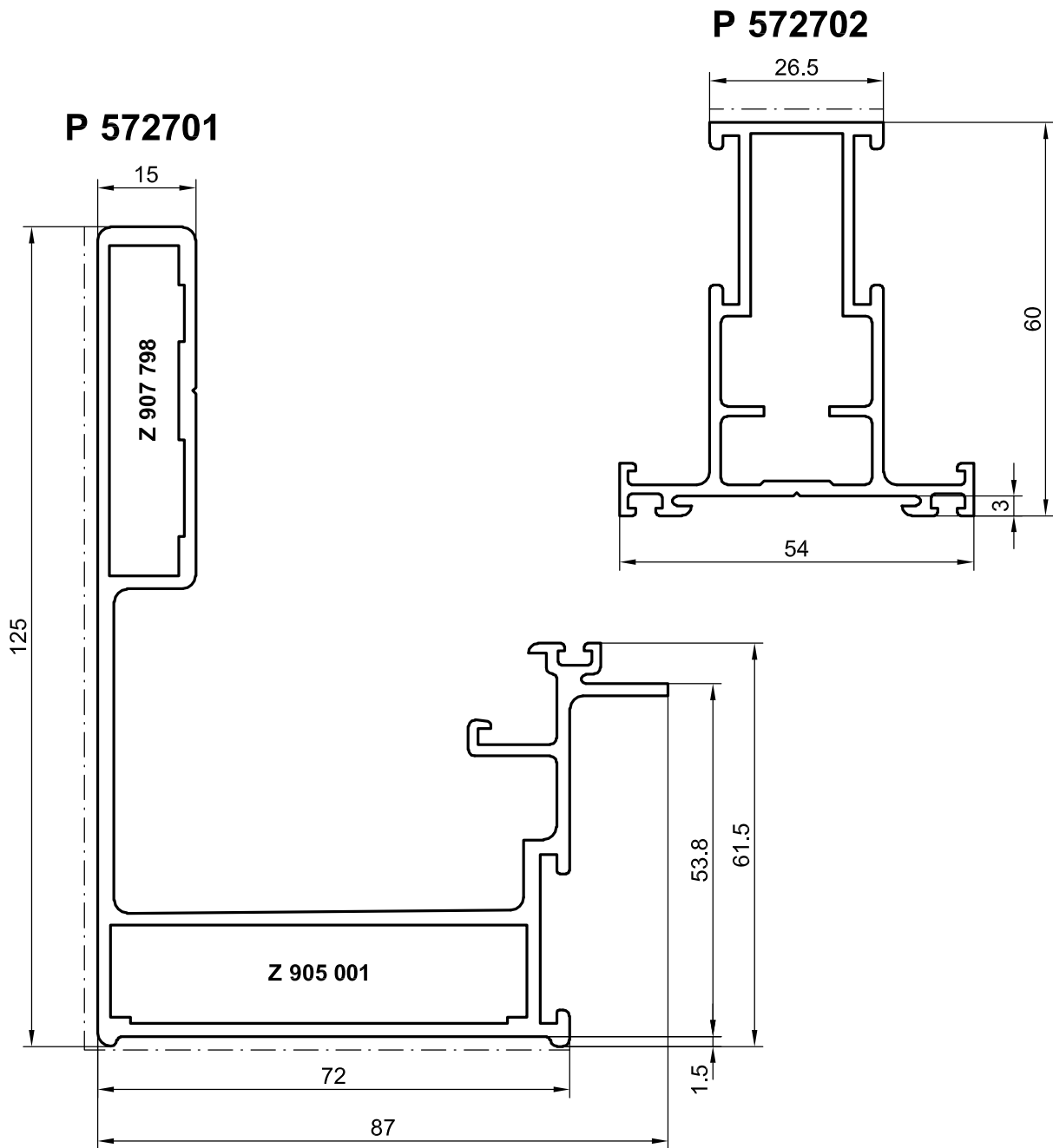
**P 572110**



**P 423401**



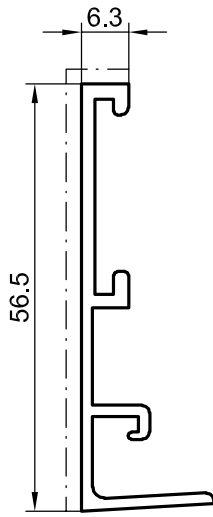
crimpable nailable retro gluing after assembly	Outer chamber I					
P 572 700	-	Z 905 001 Z 907 797	-	Z 907 800 Z 907 799	2 x Z 900 024 4 x Z 907 422	Z 903 233
P 572 110	Z 907 315	Z 912 324 • = only retro gluing after assembly	Z 912 325	Z 908 551	2 x Z 900 023	Z 903 233



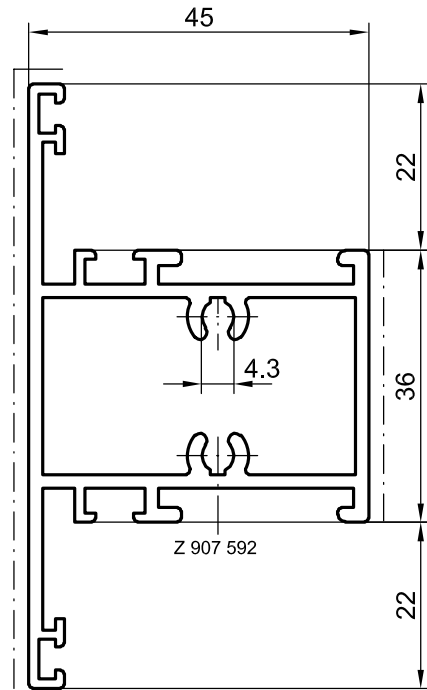
crimpable nailable retro gluing after assembly	Outer chamber I					
P 572 701	-	Z 905 001 Z 907 798	-	Z 907 800 Z 907 799	2 x Z 900 024 4 x Z 907 422	Z 903 233
P 572 702	-	Z 907 839	Z 903 709	Z 909 084	2 x Z 907 432	Z 911 187



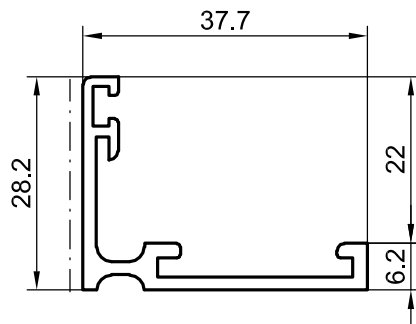
**P 472703**



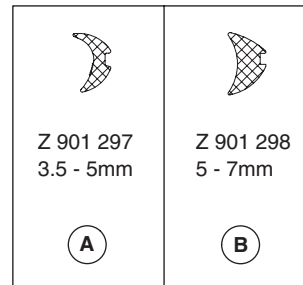
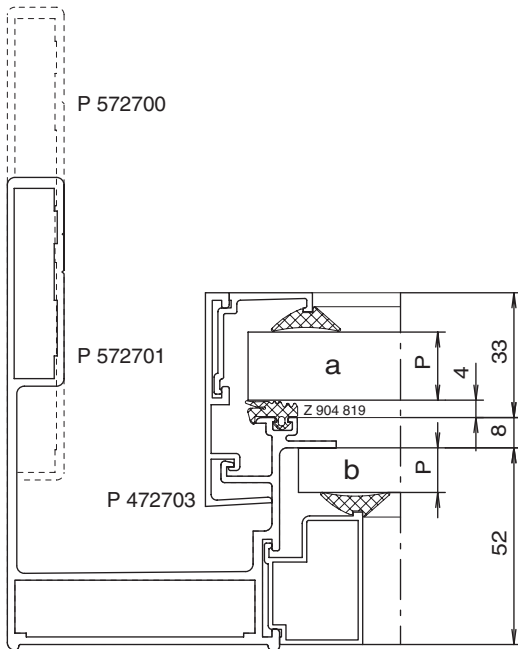
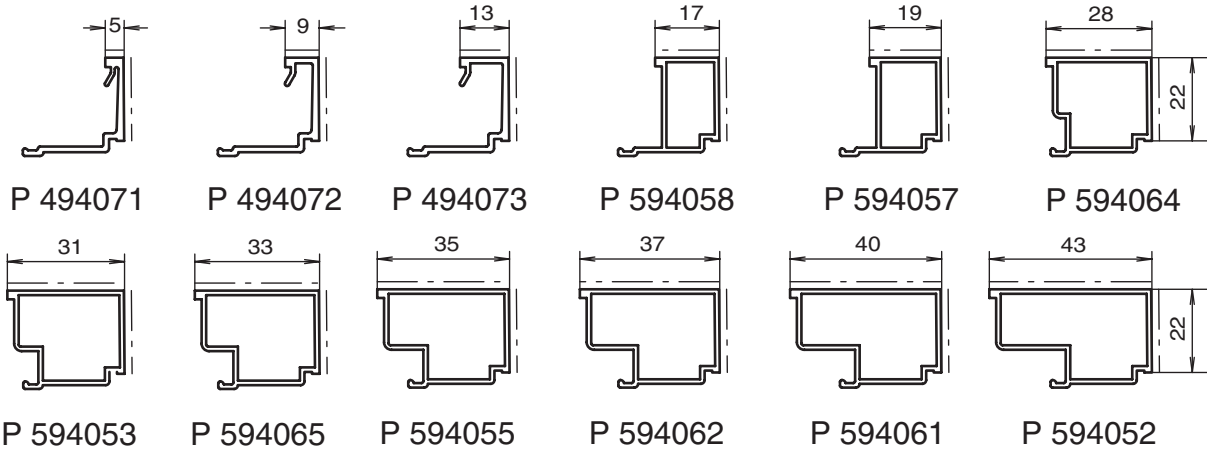
**P 572301**



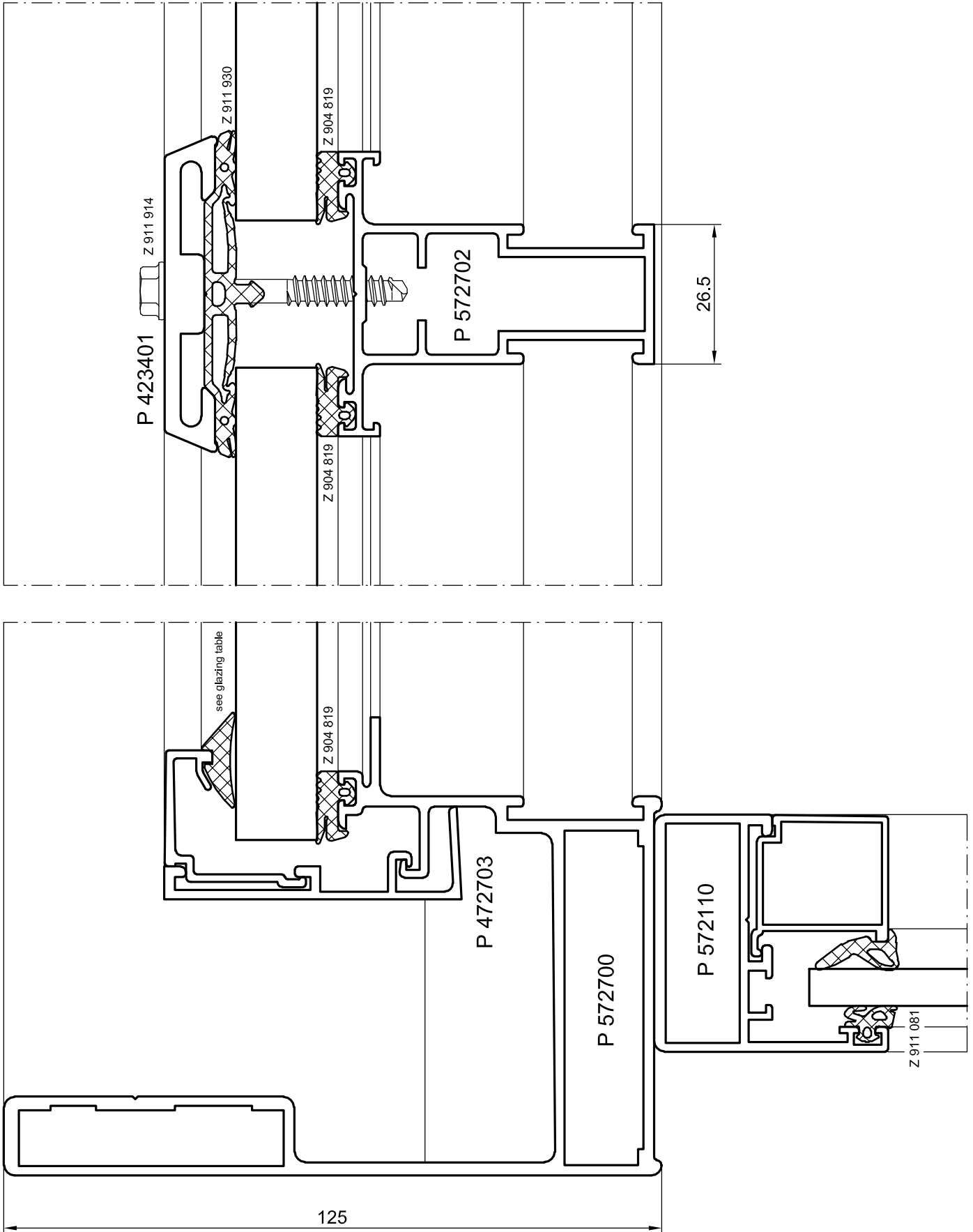
**P 472704**



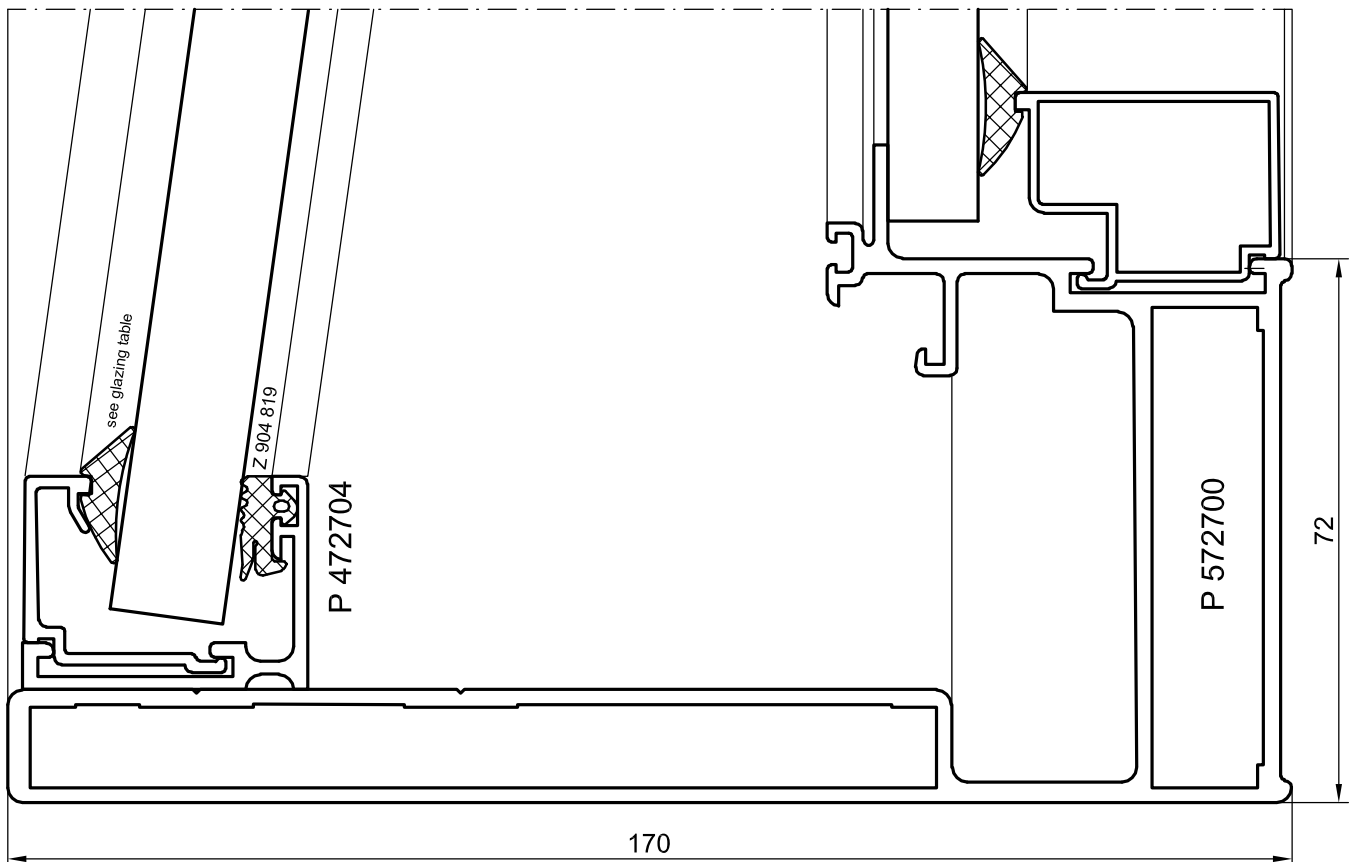
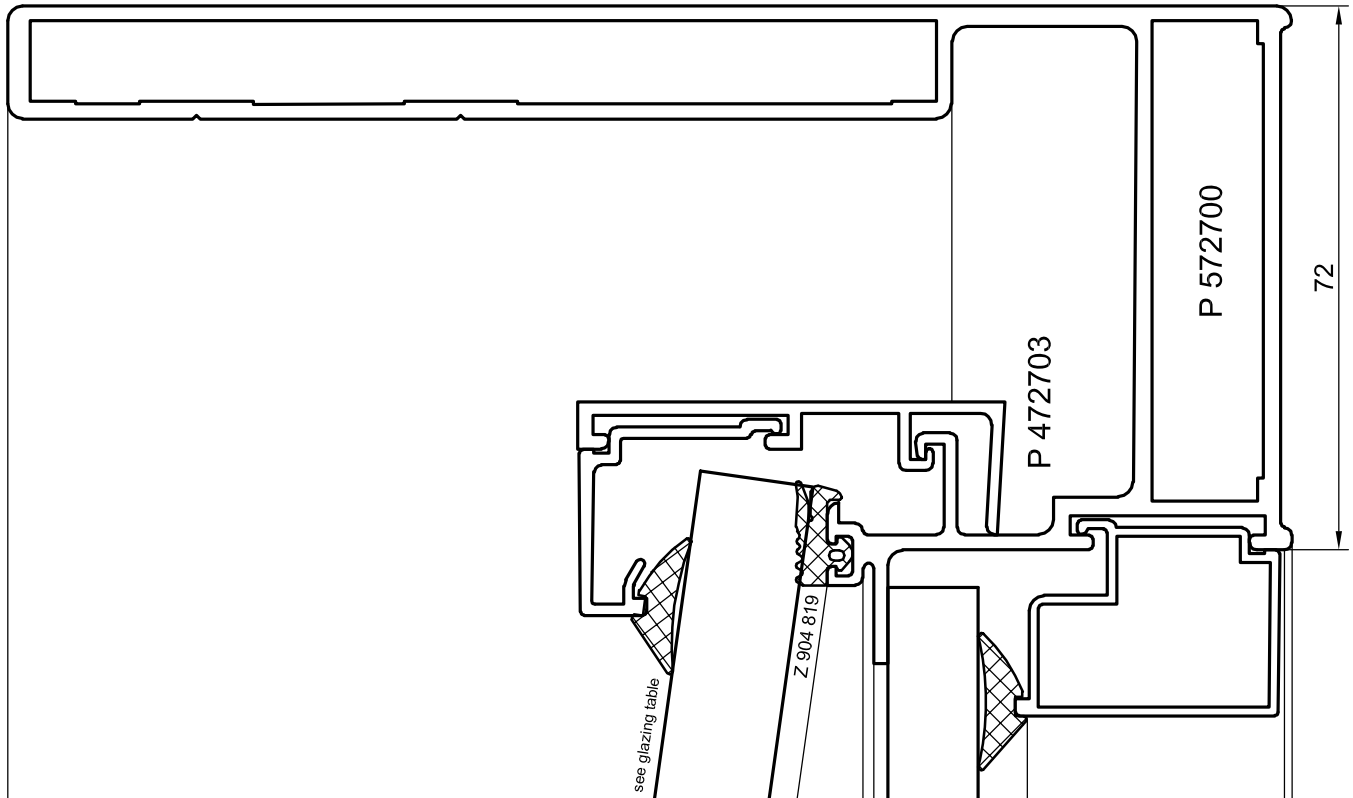
P 572 301	-	Z 908 932	-	Z 909 084	2 x Z 907 684	Z 911 187












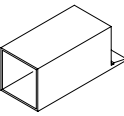



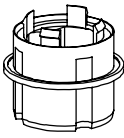



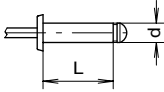
		P = mm ± 1 mm								
		4 mm	6 mm	8 mm	10 mm	12 mm	14 mm	16 mm	18 mm	20mm
P 572 700 P 572 701 P 472 704	a	B P 594 057	A P 594 057	A P 594 058	B P 494 073	A P 494 073	B P 494 073	A P 494 072	B P 494 071	A P 494 071
P 572 700 P 572 701	b	B P 594 052	B P 594 061	A P 594 061	B P 594 062	B P 594 055	B P 594 065	B P 594 053	B P 594 064	A P 594 064



M 1:1



M 1:1

Accessories for porch-constructions	Door-Series			Accessories for porch-constructions	Door-Series		
	1.0	1.0 IF	A 72		1.0	1.0 IF	A 72
 <p><b>Z 904 819</b> Glazing gasket, compatible with plexiglass, with 4 mm spacer, for upper sealing level and lower timber lining</p>			•				•
 <p><b>Z 901 295</b> Glazing gasket -external-compatible with plexiglass, for profiles such as <b>P 572 110</b> and <b>P 572 301</b></p>			•				•
 <p><b>Z 901 297</b> Glazing gasket -internal-compatible with plexiglass, suitable for external gaskets <b>Z 904 819</b> and <b>Z 901 295</b>, gap dimension 3,5 - 5 mm</p>			•	  <p><b>Z 903 233</b> Mandrel for driving in tapered pins and clamping sleeves</p> <p><b>Z 911 187</b> Mandrel for driving in cylindrical pins Ø 2.5 mm</p>			•
<p><b>Z 901 298</b> Glazing gasket -internal-compatible with plexiglass, suitable for external gaskets <b>Z 904 819</b> and <b>Z 901 295</b>, gap dimension 5 - 7 mm</p>			•	 <p><b>Z 903 451</b> Screw, DIN 7982 - St 3.9 x 38 for retainer <b>Z 904 899</b> 2 each required</p>			•
 <p><b>Z 911 930</b> Pressure plate glazing gasket - external-black, suitable for profile <b>P 423 401</b> (blue colour strip)</p>			•	 <p><b>Z 900 920</b> Screw, DIN 7982 - St 3.9 x 13</p>			•
<p><b>Z 906 824</b> Sealing tape, 15 x 2 mm, self-adhesive, glue between the gasket joints for sealing, Length = 30 m (roll) processing temperature 5 - 45°C</p>			•	 <p><b>Z 900 235</b> Screw, DIN 7981 - St 3.9 x 16</p>			•
 <p><b>Z 906 791 *</b> <b>Z 906 791 02</b> <b>Z 906 791 64</b> Aluminium profile water channel</p>			•	 <p><b>Z 903 247</b> Screw, DIN 7981 - St 3.9 x 10</p>			•
 <p><b>Z 904 899</b> Retainer for water channel <b>Z 906 791</b></p>			•	 <p><b>Z 900 467</b> Screw, DIN 7981 - St 4.8 x 19</p>			•
 <p><b>Z 905 965</b> Water channel connecting piece ø = 50 mm, for attaching a chain for water drainage</p>			•	 <p><b>Z 900 883</b> Screw, DIN 7982 - ST 4.8 x 50</p>			•
				 <p><b>Z 900 885</b> Screw, DIN 7972 - ST 4.8 x 70 thread length 50 mm</p>			•
				 <p><b>Z 907 796</b> Façade screw DIN 6901 - ST 4.8 x 50 for connection of profiles <b>P 460 401</b> and <b>P 572 702</b></p>			•
				 <p><b>Z 902 198</b> Rivet, flat head for drill diam. 3.1 mm, clamping range 3.5 - 4.5 mm</p>			•

