
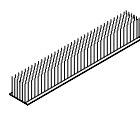


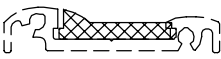



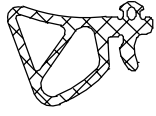

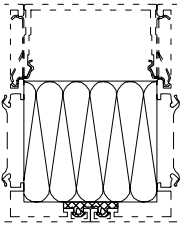

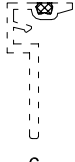

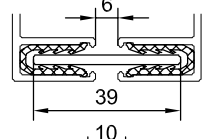

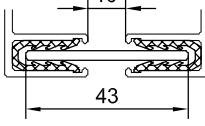

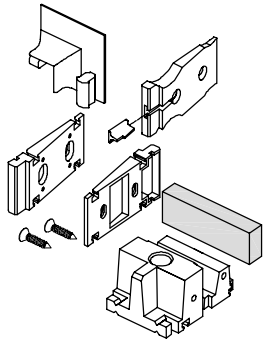
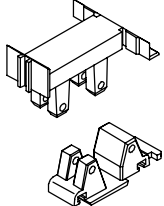
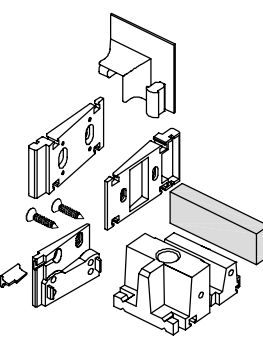
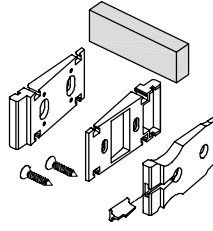
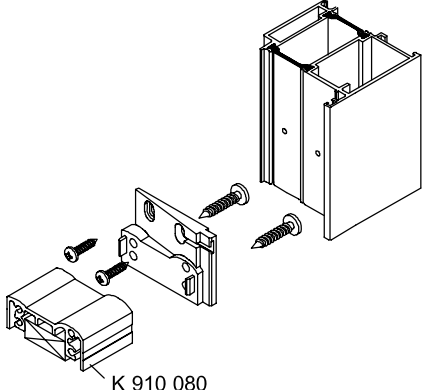
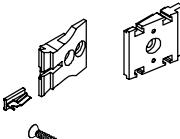
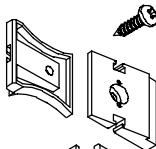
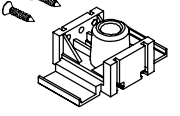
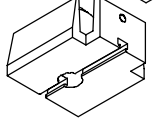
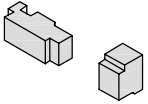
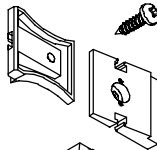
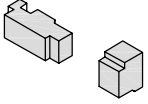
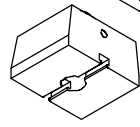
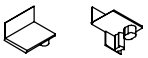
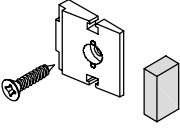
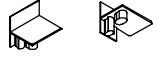
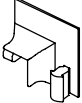


Accessories - Door
HUECK Series 1.0 | RS C (without RS) | A72

Windows/Doors Europe	
Contents Accessories - Door	Page
1. Contents	2
2. Gaskets	3
3. Accessory sets with plastic guide pieces and chamber gaskets	4 – 6
4. General accessories for doors	7

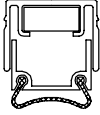
	Door series				Door series		
	1.0	RSC without RS	A 72		1.0	RSC without RS	A 72
<p>Gaskets</p> <p>Z 911 081 22 Glazing gasket -external- made of EPDM, black, 4 mm spacer, for all sash profiles, fixed frame profiles and transom profiles</p> 	•	•	•	 <p>Z 906 627 Woven pile weather strip for rebate door with independent swing outside, 10.8 mm high</p>	•		•
<p>Z 911 721 22 Glazing gasket -external- made of EPDM, black, 10 mm spacer, for all sash profiles, fixed frame profiles and transom profiles</p> 		•		<p>Z 908 697 Woven pile weather strip for rebate door with independent swing outside, 12 mm high</p>	•		•
<p>Z 911 079 22 Glazing gasket -internal- made of EPDM, black, for gap dimensions between 4 and 6.5 mm, can be used with glazing gaskets -external- in accordance with the glazing table</p> 	•	•	•	<p>Z 911 110 22 Cover profile, made of EPDM, black, suitable for use with threshold profiles B 521665 and P 421666</p> 	•		
<p>Z 911 108 22 Glazing gasket -internal- made of EPDM, black, for gap dimensions between 5.5 and 8 mm, can be used with glazing gaskets -external- in accordance with the glazing table</p> 	•	•	•	<p>Z 912 125 22 Lateral filler profile, made of EPDM, black, suitable for use with doors with side light with fixed glazing, in combination with profile P 412668</p> 	•		
<p>Z 911 078 22 Glazing gasket -internal- made of EPDM, black, for gap dimensions between 6.5 and 9 mm, can be used with glazing gaskets -external- in accordance with the glazing table</p> 	•	•	•	<p>Z 912 241 22 Gasket, for anti-fingertrap doors, length = 2.5 m made of EPDM, black, can only be inserted on hinge side</p> 	•		•
<p>Z 911 080 22 Glazing gasket -internal- made of EPDM, black, for gap dimensions between 7.5 and 10.5 mm, can be used with glazing gaskets -external- in accordance with the glazing table</p> 	•	•	•	<p>Z 912 535 22 Gasket coupling, made of EPDM, black, for profile extensions with supplementary profile P 496111 Gasket joints must be sealed</p> 	•	•	•
<p>Z 911 025 22 Rebate gasket, for door profiles, made of EPDM, black</p> 	•	•	•	<p>Z 902 161 22 Gasket cord, EPDM, black, for sealing the outer snap-in profiles</p> 	•	•	•
<p>Z 912 028 22 Threshold gasket, 10 mm high; made of EPDM, black Standard installation</p> 	•	•	•	<p>Z 904 107 22 Expansion gasket, made of EPDM, black, suitable for use with expansion profiles, for housing a material thickness of 2 – 3 mm, for example P 496100</p> 	•	•	•
<p>Z 912 029 22 Threshold gasket, 11 mm high; made of EPDM, black</p> 	•	•	•				
<p>Y 230 910 22 Glazing gasket -internal- made of EPDM, black, can be used for plate glass doors</p> 			•	<p>The indicated average assembly distance 6 or 10 mm allows for a compensation of movement of ± 3 mm. If cladding sheets are used, 33 mm must be added to the average assembly distance.</p>			

		Door series			Door series
Accessories for doors		1.0	Accessories for doors		1.0
	<p>Z 994 036 Accessory set, plastic guide pieces and chamber gaskets, for a single-sash door, 1 required</p>	•		<p>Z 994 038 Accessory set, plastic guide pieces and insert for second sash for a double-sash door with a travelling mullion, in combination with profiles B 521657 or P 421658, 1 required</p>	•
	<p>Z 994 037 Accessory set, plastic guide pieces and chamber gaskets, for a double-sash door, 1 required</p>	•		<p>Z 994 122 Accessory set, plastic guide pieces and chamber gaskets for rebate door with independent swing outside, in combination with profile P 421654 1 required</p>	•
	<p>Z 994 674 Accessory set, plastic guide pieces and chamber gaskets, for a single-sash door, in combination with threshold K 910 080, 1 required</p>	•		<p>Z 994 121 Accessory set, plastic guide pieces and chamber gasket for single-sash door, with continuous sash from profile B 521250 / 251 / B 521252 / 253 1 required</p>	•
	<p>Z 994 675 Accessory set, plastic guide pieces and chamber gaskets, for a double-sash door, in combination with threshold K 910 080, 1 required</p>	•		<p>Processing drawing: Register 700</p>	
 <p>K 910 080</p>					

		Door series			Door series
Accessories for doors		RSC without RS	Accessories for doors		A 72
	<p>Z 994 676 Accessory set, plastic guide pieces and chamber gaskets, in combination with threshold gaskets Z 912 028/029 for a single-sash door 1 required</p>	•		<p>Z 993 609 Accessory set, plastic guide pieces and chamber gaskets, for a single-sash door with profiles P 572260 / 261, 1 required</p>	•
	 <p>Z 994 677 Accessory set, plastic guide pieces and chamber gaskets, in combination with threshold gaskets Z 912 028/029 for a double-sash door 1 required</p>	•		 <p>Z 993 610 Accessory set, plastic guide pieces and chamber gaskets, for a double-sash door with profiles P 572260 / 261, 1 required</p>	•
 <p>Z 998 050 Accessory set, shaped gaskets pieces for continuous sash with profile P 431607 1 required per sash</p>	•	 <p>Z 993 611 Accessory set, plastic guide pieces and chamber gaskets, for a single-sash door with profiles P 572102 / 107, 1 required</p>	•	•	
 <p>Z 998 052 Accessory set, guide pieces for inactive sash, for continuous sash with profile P 431607 1 required per sash</p>	•	 <p>Z 993 612 Accessory set, plastic guide pieces and chamber gaskets, for a double-sash door with profiles P 572102 / 107, 1 required</p>	•	•	
 <p>Z 998 053 Accessory set, shaped gasket pieces for double-sash doors active sash DIN left</p>	•	 <p>Z 993 618 Accessory set, plastic guide pieces and chamber gaskets, for a single-sash door with continuous sash with profiles P 572260 / 261, 1 required</p>	•	•	
 <p>Z 998 054 Accessory set, shaped gasket pieces for double-sash doors active sash DIN right</p>	•	 <p>Z 911 112 Shaped piece, 2 required for a double-sash door unit, suitable for rebate gasket Z 911 025, applicable for DIN left and DIN right</p>	•	•	

Door series

Accessories for doors



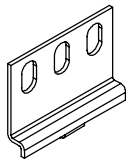
Z 998 060 - Z 998 069

Ground seal for active and inactive sashes, released on hinge side, can be shortened by 50 or 100 mm against the release side, Order sizes see table



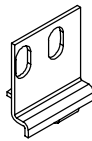
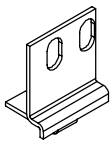
Z 913 229

Replacement gasket for ground seal Z 998 060 - Z 998 069 length = 25 m

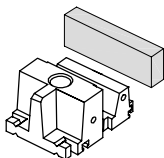
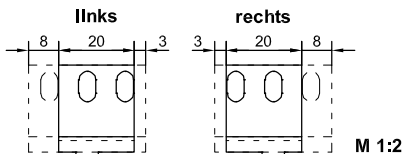


Z 994 426

Accessory set for ground seal, containing of : fixing material for 1 door sash



The fixing element must be processed as illustrated



Z 994 036

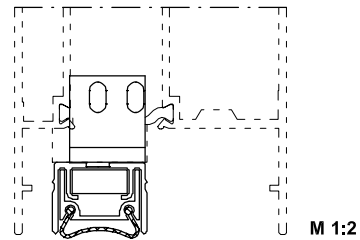
Accessory set, plastic guide pieces and chamber gaskets, for a **single-sash** door, **1 required**

Only the plastic guide pieces and the chamber gasket in combination with Z 994 426 and the retractable ground seal can be used from accessory set Z 994 036!

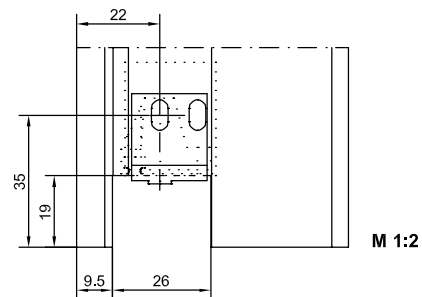
1.0

Ground seal for single-sash doors, released on hinge side, can be shortened by 50 mm at sash width 500 mm, can be shortened by 100 mm from sash width 600 mm against the release side

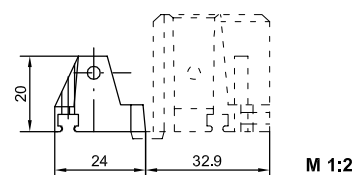
Gasket length	Art. no.
500 mm (max. sash width 518 mm)	Z 998 060
600 mm (max. sash width 618 mm)	Z 998 061
700 mm (max. sash width 718 mm)	Z 998 062
800 mm (max. sash width 818 mm)	Z 998 063
900 mm (max. sash width 918 mm)	Z 998 064
1000 mm (max. sash width 1018 mm)	Z 998 065
1100 mm (max. sash width 1118 mm)	Z 998 066
1200 mm (max. sash width 1218 mm)	Z 998 067
1300 mm (max. sash width 1318 mm)	Z 998 068
1400 mm (max. sash width 1418 mm)	Z 998 069

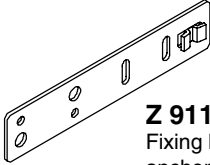

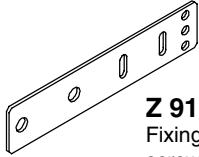

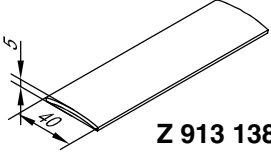
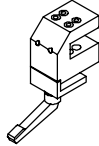
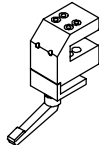



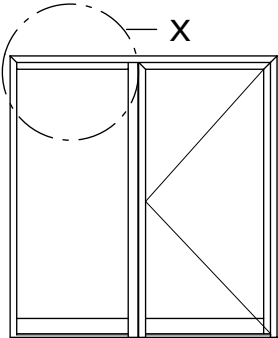
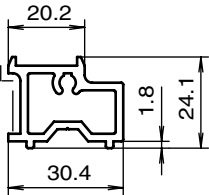
Processing at the door sash profile



If ground seal Z 998 060 - Z 998 069 is used, the guide piece must be processed as illustrated



Accessories for doors	Door series			Accessories for doors	Door series		
	1.0	RSC without RS	A 72		1.0	RSC without RS	A 72
 <p>Z 911 263 Fixing bracket as twist-on anchor bracket, suitable for profiles such as B 510112 B 521150/151/250/251</p>	•	•		 <p>Z 912 366 Drilling jig for thresholds B 521665 / P 421667 suitable for profiles B 521150/151/250/251 B 521650/651</p>	•		
 <p>Z 911 950 Fixing bracket for screwing or welding onto the assembly frame</p>		•		 <p>Z 912 367 Drilling jig for thresholds B 521665 / P 421667 suitable for profile combinations B 521112 / B 510301 with P 421668</p>	•		
 <p>Z 913 138 02 Z 913 138 31 Threshold, pre-drilled, length = 1400 mm, complete with fixing material</p>	•	•	•	 <p>Z 913 144 Drilling jig for fixing threshold P 531603</p>		•	
<p>Z 913 139 02 Z 913 139 31 Threshold, pre-drilled, length = 2600 mm, complete with fixing material</p>	•	•	•	 <p>Z 912 238 Drilling jig for threshold P 572684, suitable for profiles P 572160/161/260/261 as well as profile combinations P 572101/102/302 with P 472680</p>			•
 <p>Z 900 946 02 Z 900 946 64 Door stop, light metal housing, with invisible special fixing</p>			•				

Door series		
<p>Accessories for Series 1.0 Door Contour</p> <p>Z 912 125 Lateral filler profile, required for doors with fixed glazing side light, in connection with profile P 421 669</p> <p>Z 912 124 02 Z 912 124 64 Door hinge washer, suitable for 2 and 3-part HUECK door hinges, 1 required for each 2-part hinge, 2 required for each 3-part hinge.</p> <p>Z 912 186 Drilling jig for 2 and 3-part HUECK door hinges</p> <p>Z 912 188 Clamping aid, required for drilling jig Z 912 186</p> <p>Z 911 162 Safety profile cylinder, extended on one side by 35 mm, this cylinder is protected against drilling, matt nickel, with 3 keys</p> <p>The 1.0 Series door accessory set Z 994 269 must be used for securing the door hinge.</p>	<p>1.0</p> <ul style="list-style-type: none"> • • • • • 	<p>Accessories for supplementary profile for sash</p> <p>Z 994 327 Accessory set required when using supplementary profile for sash P 521 676 if side light elevation is required to be the same as sash elevation (fig. X).</p> <p>Can be used with profile B 521 250, 1 required per element</p> <p>The accessory set includes: T-brackets and fixing screws</p> <div style="text-align: center;">  </div> <p>P 521 676</p> <div style="text-align: center;">  </div>