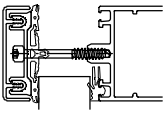
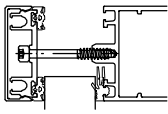


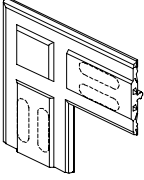
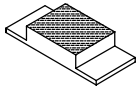
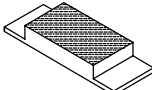
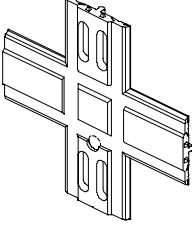
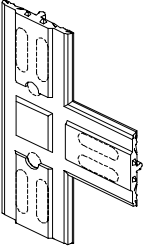
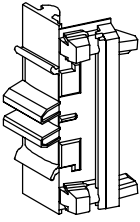


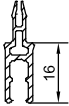

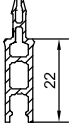

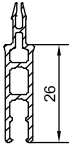

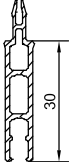
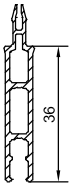
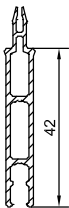
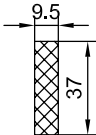
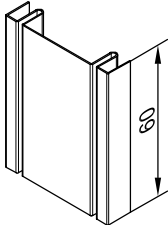
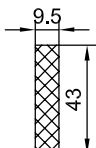
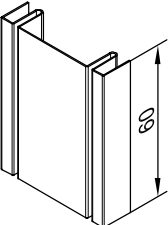
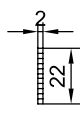
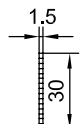
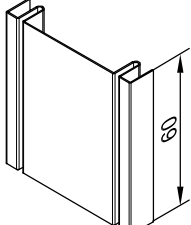
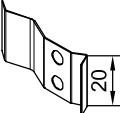
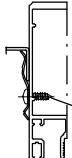
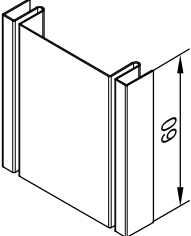


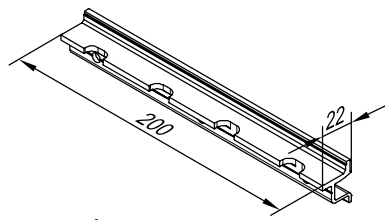
		BS C series					BS C series		
		VF 50	VF 50 RR	VF 60			VF 50	VF 50 RR	VF 60
	External sealing system with continuous EPDM gaskets					External sealing system with individual EPDM gaskets			
	911 830 External pressure plate glazing gasket, black, suitable for profile 431400	•	•			912 616 External pressure plate glazing gasket, black, suitable for profiles 431 402 and 431 403	•	•	•
	911 930 External pressure plate glazing gasket, black, suitable for profile 431401			•		912 616 22 0002 coiled to the left			
	911 840 Shaped gasket piece with opening for vapour pressure equalization, black, angular, suitable for external pressure plate glazing gasket 911830	•	•			912 616 22 0003 coiled to the right			
	911 940 Shaped gasket piece with opening for vapour pressure equalization, black, angular, suitable for external pressure plate glazing gasket 911 930			•		912 625 Sealing pad, 46 x 20 x 8 mm, EPDM-cellular rubber, self-adhesive on one side	•	•	
	911 841 Shaped gasket piece with opening for vapour pressure equalization, black, cross-shaped, suitable for external pressure plate glazing gasket 911 830	•	•			912 617 Sealing pad, 56 x 20 x 8 mm, EPDM-cellular rubber, self-adhesive on one side			•
	911 941 Shaped gasket piece with opening for vapour pressure equalization, black, cross-shaped, suitable for external pressure plate glazing gasket 911 930			•					
	911 842 Shaped gasket piece with opening for vapour pressure equalization, black, cross-shaped, suitable for external pressure plate glazing gasket 911 830	•	•						
	911 942 Shaped gasket piece with opening for vapour pressure equalization, black, t-shaped, suitable for external pressure plate glazing gasket 911 930			•					
						Note: We recommend liquid lubricant no. 902 179 to simplify entering the EPDM gaskets (3 litre package). Please also order sealing compound no. 912 718 for gluing the EPDM gaskets.			

		BS C series			BS C series		
		VF 50	VF 50 RR	VF 60	VF 50	VF 50 RR	VF 60
	912 630 Transom housing gasket, black, for sealing transom joints		•			•	•
	911 800 Transom housing gasket, black, for sealing transom joints	•				•	•
	911 900 Transom housing gasket, black, for sealing transom joints			•		•	•
	906 789 Rubber clip piece, metre-length material, to be used with cover profiles, for profiles 431400 / 401	•	•	•		•	•
	907 686 Rubber clip piece, as 906 789, but in 50 mm lengths	•	•	•		•	•
						•	•
						•	•

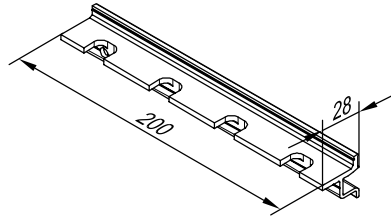
Note:

We recommend liquid lubricant no. 902 179 to simplify entering the EPDM gaskets (3 litre package).
Please also order sealing compound no. 912 718 for gluing the EPDM gaskets.

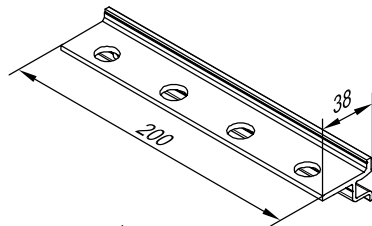
		BS C series			BS C series		
		VF 50	VF 50 RR	VF 60			
					VF 50	VF 50 RR	VF 60
 <p>913 047 Insulating strip for profiles 499 617 and 499 619</p>	•	•	•	 <p>908 529 Expansion joint plate, aluminium, for cover profile 450 600, length = 60 mm</p>	•	•	
 <p>913 048 Insulating strip for profile 499 619</p>			•	 <p>908 530 Expansion joint plate, aluminium, for cover profile 450 601, length = 60 mm</p>	•	•	
 <p>913 379 Damp course strip, coated in black, for gluing in the rebate on the aluminium screw channel / plastic spacer strip, length 25000 mm</p>	•	•	•				
 <p>913 332 Damp course strip, coated in black, for gluing in the rebate on the aluminium screw channel / plastic spacer strip, length 25000 mm</p>	•	•	•	 <p>906 855 Expansion joint plate, aluminium, for cover profile 460 600, length = 60 mm</p>			•
 <p>912 237 Shaped spring plate for fixing flashings, length = 20 mm</p>	•	•	•				
 <p>902 162 Screw ST 4.8 x 16 DIN 7981</p>				 <p>906 856 Expansion joint plate, aluminium, for cover profile 460 601, length = 60 mm</p>			•



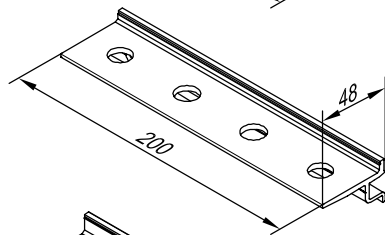
913 382
Glass support for rebate width = 16 mm
Length = 200 mm



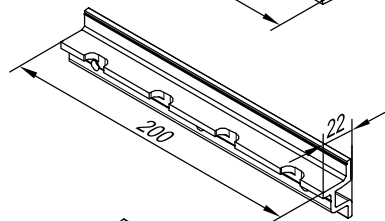
913 384
Glass support for rebate width = 22 mm
Length = 200 mm



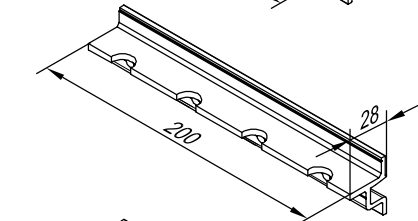
913 340
Glass support for rebate width = 32 mm
Length = 200 mm



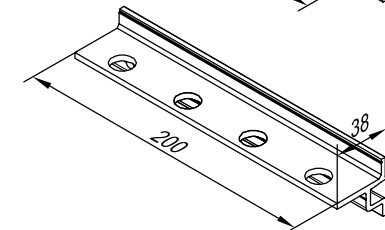
913 270
Glass support for rebate width = 42 mm
Length = 200 mm



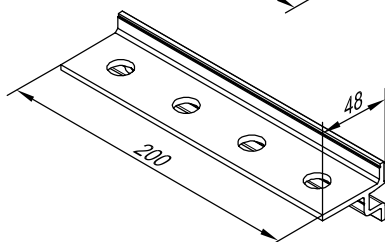
913 383
Glass support for rebate width = 16 mm
Length = 200 mm



913 593
Glass support for rebate width = 22 mm
Length = 200 mm



913 342
Glass support for rebate width = 32 mm
Length = 200 mm



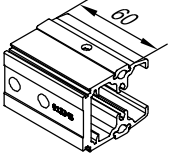
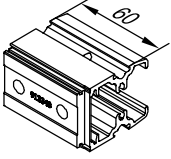
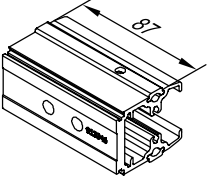
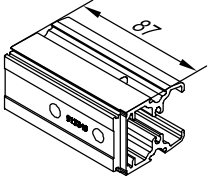
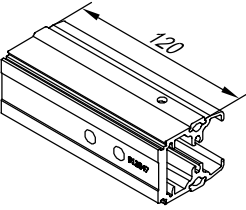
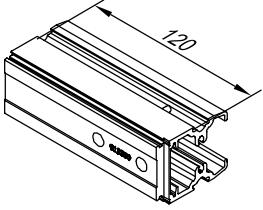
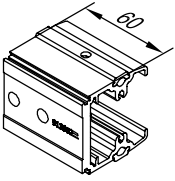
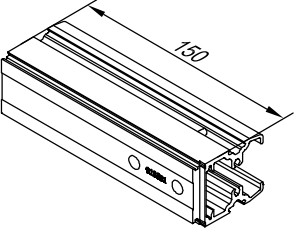
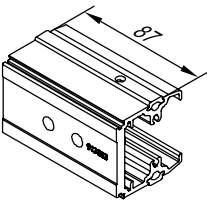
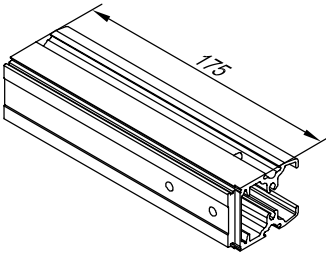
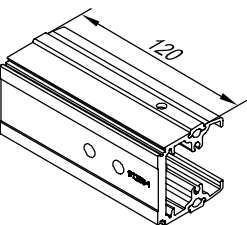
913 343
Glass support for rebate width = 42 mm
Length = 200 mm

Note:

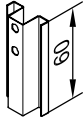
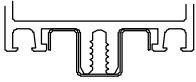
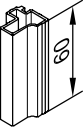
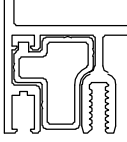
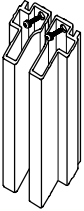
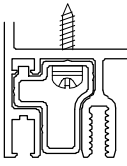
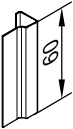
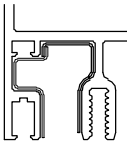
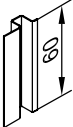
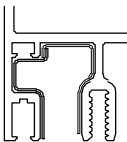
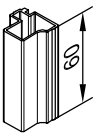
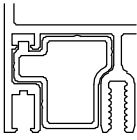
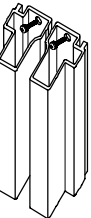
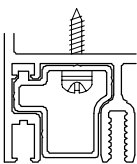
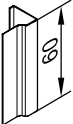
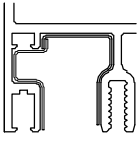
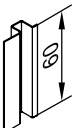
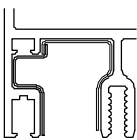
The glass support is fastened in each case into slide-in profile no. 499 617/619 with 3 special screws, no. 911 944, by means of a screw-on band.

BS C series

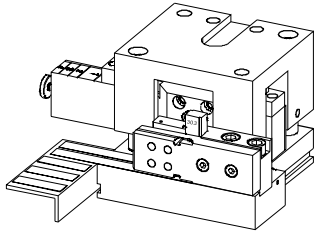
VF 50	VF 50 RR	VF 60
•	•	
•	•	
•	•	
•	•	
		•
		•
		•

		BS C series		BS C series		
		VF 50	VF 60	VF 50 RR		
	913 345 T-bracket for transom profile 519301	•			913 348 T-bracket for transom profile 519 351	•
	913 346 T-bracket for transom profile 519 302	•			913 349 T-bracket for transom profile 519 352	•
	913 347 T-bracket for transom profile 519 303	•			913 350 T-bracket for transom profile 519 353	•
	913 352 T-bracket for transom profile 523 301		•		913 351 T-bracket for transom profile 519 354	•
	913 353 T-bracket for transom profile 523 302		•		913 380 T-bracket for transom profiles 519 355 / 356	•
	913 354 T-bracket for transom profile 523 303		•	Note: See page 38 for fastening "assemblies" for cross joints and T-joints.		

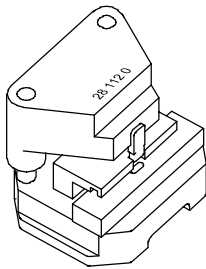
BS C series

			VF 50	VF 50 RR	VF 60
		912 634 Drainage profile made of aluminium, length = 60 mm, for profiles 519 351/352/353/354/355/356		•	
		911 802 Drainage profile excluding fixing screw, length = 60 mm, for profiles 519 101/102/103/104/105	•		
		994 520 Drainage profile with fixing screw, length = 60 mm, for profiles 519 101/102/103/104/105	•		
		911 812 Drainage sheet, made of aluminium, length = 60 mm, for profiles 519 101/102/103/104/105 to be used in combination with 911 813	•		
		911 813 Drainage sheet, made of aluminium, length = 60 mm, for profiles 519 101/102/103/104/105 for straight joints	•		•
		911 902 Drainage profile excluding fixing screw, length = 60 mm, for profiles 523 101/102/103/104/105			•
		994 620 Drainage profile with fixing screw, length = 60 mm, for profiles 523 101/102/103/104/105			•
		911 912 Drainage sheet, made of aluminium, length = 60 mm, for profiles 523 101/ 102/ 103/ 104/ 105 to be used in combination with 911 813			•
		911 913 Drainage sheet, made of aluminium, length = 60 mm, for profiles 523 101/102/103/104/105 for straight joints	•		•

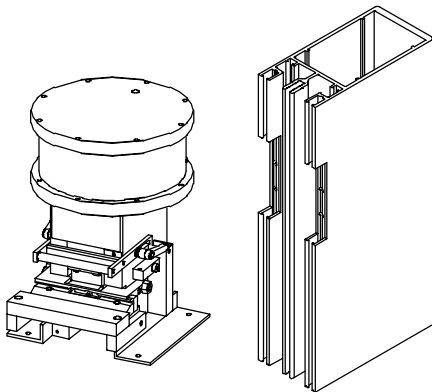
BS C series



994 381
Punching tool for drill hole
for fixing transom.
Standard, spring pin and
polygonal connection



28 112 0
Punching tool for vapour
pressure equalisation and
drainage in snap-in cover profiles



994 500
Punching tool for processing mullions:
notching for transom 50.5 x 10 mm,
punching of the screw holes
for fastening (deepened transom)

912 021
Replacement knife for
notching for transom

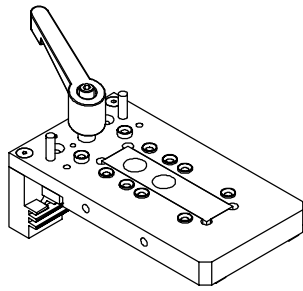
912 022
Replacement knife
for the screw holes

994 600
Punching tool for processing mullions:
notching for transom 60.5 x 10 mm,
punching of the screw holes
for fastening (deepened transom)

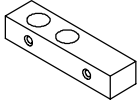
912 014
Replacement knife for
notching for transom

VF 50	VF 50 RR	VF 60
	•	
•	•	•
•		
•		
•		
		•
		•

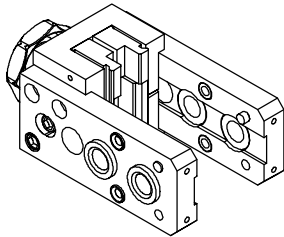
BS C series



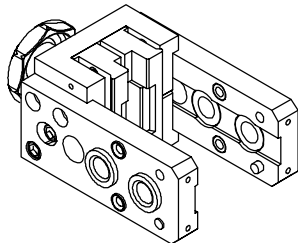
911 851
Template for use
with application module 913 378,
for the drill holes of the t-brackets
in the mullion profile



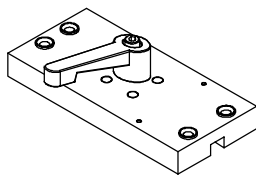
913 378
Application module for drilling jig
911 851 for drill holes – t-bracket



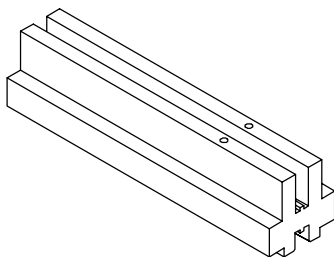
912 817
Drilling jig for t-brackets,
mullion and transom profiles
and for the locking pin



912 590
Drilling jig for t-brackets,
transom profiles
and for the locking pin



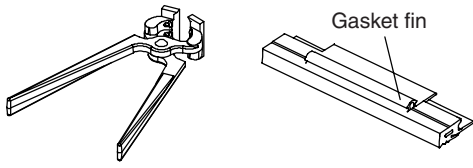
913 589
Drilling jig for the drill hole
for fixing transom



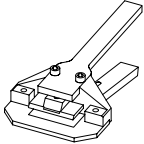
913 419
Drilling jig for screwing the mullions
to the supplementary profiles
499 617 and 499 619

	VF 50	VF 50 RR	VF 60
911 851	•		•
913 378	•		•
912 817	•	•	
912 590			•
913 589	•		•
913 419	•	•	•

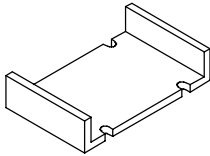
BS C series



912 690
Notching shears,
Removal of gasket fin of the
internal glazing gaskets

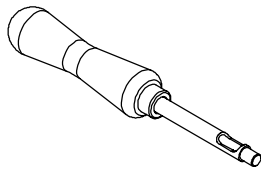


994 504
Notching shears,
Suitable for the external
pressure plate glazing gaskets

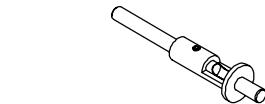


994 604
Notching shears,
Suitable for the external
pressure plate glazing gaskets

911 913
Setting gauge,
necessary during
glazing for pressure plate
profile 431 400 / 401



901 963
Roll-in tool for rolling in continuous
pressure plate glazing gaskets in
insulating profiles

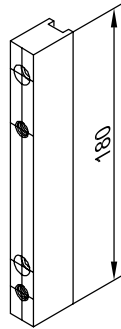


906 925
Hollow punch, necessary for
the external glazing gaskets,
for punching the vapour pressure
equalisation holes

908 152
Hollow punch, necessary for
the external glazing gaskets,
for punching the vapour pressure
equalisation holes,
use during application of a drill

VF 50	VF 50 RR	VF 60
	•	
•		
		•
•	•	•
•	•	•
•	•	•

BS C series



912 236

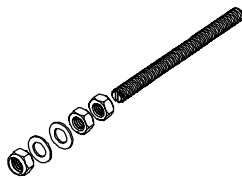
Sun shade fixing for
VF 50 / VF 60 mullions
Retaining profile without
fixing screws

912 786

Sun shade fixing
VF 50 RR
Retaining profile without
fixing screws

911 934

Façade fixing screw, 30 mm long,
with T25 Torx drive,
for sun shade fixing
912 236 and 912 786

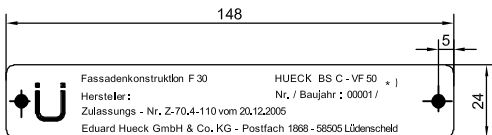


994 688 M8 x 100 stay bolt

994 689 M8 x 120 stay bolt

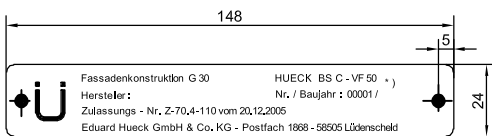
994 690 M8 x 140 stay bolt

994 691 M8 x 180 stay bolt



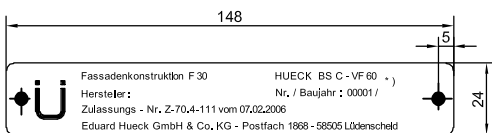
913 585

Conformity label
HUECK BS C VF50 F30



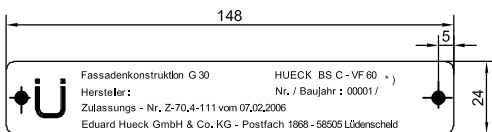
913 586

Conformity label
HUECK BS C VF50 G30



913 587


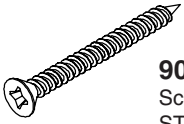
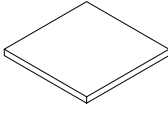
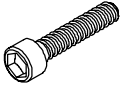



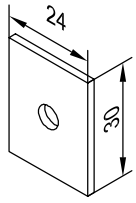

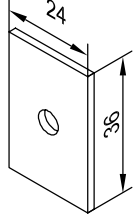





Conformity label
HUECK BS C VF60 F30



913 588

Conformity label
HUECK BS C VF60 G30

VF 50	VF 50 RR	VF 60
•		•
	•	
•	•	•
•	•	•
•	•	
•	•	
		•
		•

		BS C series			BS C series				
		VF 50	VF 50 RR	VF 60					
	<p>906 824 Sealing tape, 15 x 2 mm, self-adhesive, for gluing between the gasket joints for sealing, length = 30 m (roll) processing temperature 5 – 45 ° Celsius</p>	•	•	•		<p>911 765 Screw DIN 7981, ST 4.8 x 70 for securing the door sub-frame</p>	•	•	•
	<p>911 828 Sealing tape, 15 x 1.5 mm, self-adhesive, for gluing between the gasket joints for sealing, length = 40 m (roll) processing temperature 5 – 45 ° Celsius</p>	•	•	•		<p>900 883 Screw DIN 7982, ST 4.8 x 50, for securing the panel</p>	•	•	•
	<p>906 826 Gasket plate, 75 x 75 x 5 mm, self-adhesive, used for sealing the end of the mullion profile</p>	•	•	•		<p>911 944 Façade fixing screw, 25 mm long, with T25 Torx drive for fastening the glass retainer</p>	•	•	•
	<p>903 941 EPDM adhesive, for gluing the shaped gasket pieces, processing temperature 12 – 40 ° Celsius</p>	•	•	•		<p>912 604 Screw, with EPDM washer, DIN EN SO 1478 thread, St 4.8 x 16 – F with T20 Torx drive, for fastening the transom to the t-bracket and supplementary profile in the mullion</p>	•	•	•
	<p>912 717 grey 912 718 black Glue and sealing material, EPDM compatible, processing temperature 5 – 40 ° Celsius</p>	•	•	•		<p>912 668 Screw DIN EN SO 1478 thread, St 4.8 x 14 F with T20 Torx drive, for fastening the transom to the t-bracket</p>	•	•	•
	<p>912 528 Screw support for use on pressure plate profile 431400</p>	•	•	•		<p>900 467 Screw DIN 7981, St 4.8 x 19, for fastening the insulating strip in the supplementary profile</p>	•	•	•
	<p>912 808 Screw support for use on pressure plate profile 431 401 / 431 402 / 431 403</p>	•	•	•		<p>900 656 Screw DIN 7982-ST 3.9 x 19, for fastening the supplementary profile 419900</p>	•	•	•
	<p>900 235 Screw DIN 7981, ST 3.9 x 16 for retaining the cover profiles</p>	•	•	•		<p>902 162 Screw DIN 7981, St 4.8 x 16</p>	•	•	•
	<p>900 665 Clamping sleeve, 6 x 15.5, for retaining the cover profiles, alternative to 900 135</p>	•	•	•		<p>903 709 Screw DIN 7981, ST 4.2 x 22, special type</p>	•	•	•