







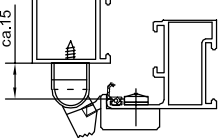
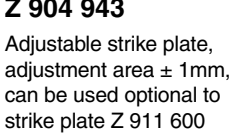




General accessories for side-hung and turn/tilt sashes  
Processing drawing: Register 200

		Series					Series		
		1.0	1.0 IF	A 72			1.0	1.0 IF	A 72
	<b>Z 992 448</b> Rebate stay-arm, for opening widths between 20 and 30 cm in turning position (for schools) with unlocking device. Fixing inside the sash via operating rod channel.	•	•	•		<b>Z 992 805 02</b> <b>Z 992 805 64</b> Security lock, same key cylinder system	•	•	•
	<b>Z 992 547</b> Limiting stay-arm with friction control, adjustable opening width for side-hung and turn/tilt windows	•	•	•		<b>Z 992 289</b> Balcony door latch for window doors	•	•	•
	<b>Z 994 140</b> Limiting stay-arm with friction control, adjustable opening width for side-hung windows opening out Application table see: <b>Processing drawing</b>	•		•		<b>Z 900 636 02</b> <b>Z 900 636 64</b> Door handle for window doors, 25 mm high	•		•
	<b>Z 992 003 grey</b> <b>Z 992 004 white</b> Opener for ventilation, enables partial ventilation, in side-hung and bottom-hung position	•	•	•		<b>Z 900 637 02</b> Door handle for window doors, 39 mm high	•		•
	<b>Z 905 407</b> Drilling jig for opener for ventilation	•	•	•		<b>Z 904 943</b> Adjustable strike plate, adjustment area $\pm 1$ mm, can be used optional to strike plate Z 911 600	•	•	•
					<b>Drilling jigs:</b> -> cf. <b>Auxiliary accessories and tools</b>				