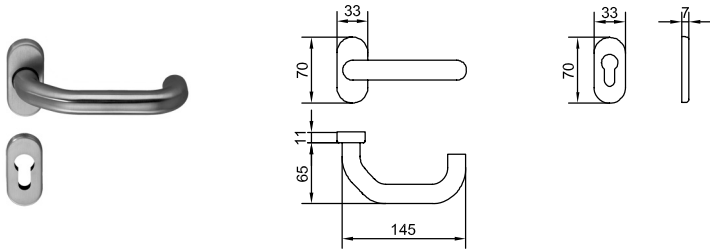


Fittings and accessories for doors opening in and out
Processing and assembling drawing: Register 700

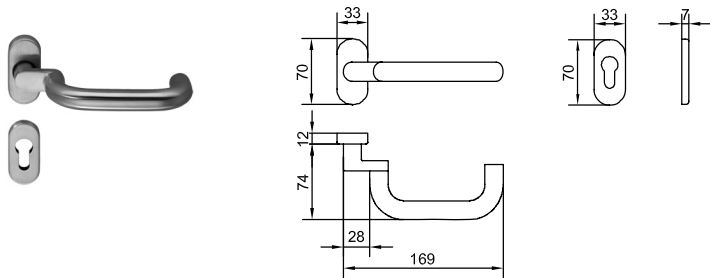
Door-Series

WILKA ●



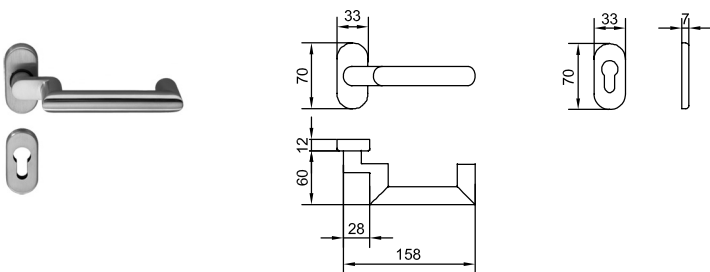
Z 994 572 02
Z 994 572 64
Z 994 572 31

Door handle,
lever handle (half) with return spring,
including profile cylinder rosette,
suitable for mortise lock **Z 994 779**



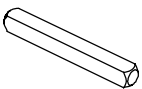
Z 998 410 64
Z 998 410 31

Door handle,
lever handle (half) with return spring,
including profile cylinder rosette,
suitable for mortise lock **Z 994 779**



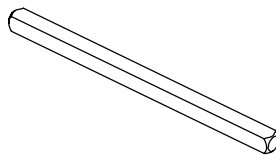
Z 998 411 64
Z 998 411 31

Door handle,
lever handle (half) with return spring,
including profile cylinder rosette,
suitable for mortise lock **Z 994 779**



Z 913 556

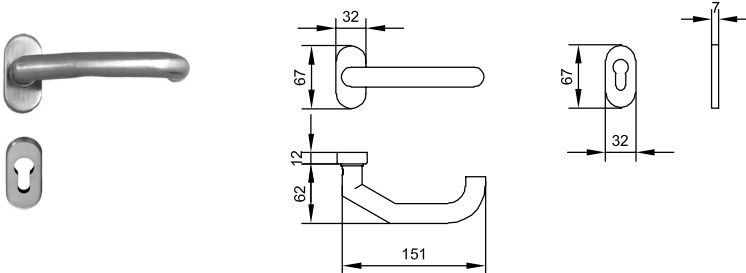
Door handle pin,
9 mm square pin,
Length = 85 mm,
for one-sided operation,
suitable for door handles above



Z 914 509

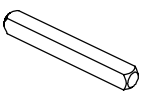
Door handle pin,
9 mm square pin,
Length = 130 mm,
for inside and outside operation,
suitable for door handles above

BKS ■



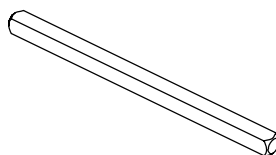
Z 998 316 64
Z 998 316 31

Door handle,
lever handle (half) with return spring,
including profile cylinder rosette,
suitable for mortise lock **Z 994 649**



Z 913 076

Door handle pin,
9 mm square pin,
Length = 90 mm,
for one-sided operation,
suitable for door handles above



Z 913 074

Door handle pin,
9 mm square pin,
Length = 130 mm,
for inside and outside operation,
suitable for door handles above

1.0	RSC without RS	A 72
•	•	•
•	•	•
•	•	•
•	•	•
•	•	•
•	•	•
•	•	•