

## **Series RS C**

**Door / partition construction,  
entirely aluminium design**

<b>Information on the Series*</b>	<b>Design features</b>	<ul style="list-style-type: none"> <li>• Various design possibilities for single-sash doors opening inwards, optionally with side lights with fixed glazing and/or fanlight</li> <li>• Without smoke protection function (described in separate documentation as smoke protection series)</li> <li>• Max. sash weight 150 kg</li> <li>• Max. sash sizes 1350 mm wide x 2300 mm high or 1200 mm wide x 2600 mm high</li> <li>• Can be coated at a later time without restrictions</li> <li>• Numerous easy to mount wall connecting variants</li> </ul>
	<b>Modular system</b>	<ul style="list-style-type: none"> <li>• System components suitable for all the series: fittings, accessories, supplementary profiles, auxiliary accessories, tools</li> <li>• Series 1.0 Door, 1.0 Door Contour, A 72, RSC and BSC with identical optics: identical with regard to elevation width, gap dimension, gaskets and glass bite</li> </ul>
	<b>Surfaces</b>	<ul style="list-style-type: none"> <li>• Anodisation in accordance with DIN 17611</li> <li>• Plastic coating (wet paint, powder coating lacquer) in accordance with DIN 50939</li> </ul>
	<b>Connecting technology</b>	<ul style="list-style-type: none"> <li>• Corner bracket: crimpable, nailable, retro gluing after assembly</li> <li>• T-bracket for transom joints</li> </ul>
	<b>Elevation width</b>	<ul style="list-style-type: none"> <li>• Narrow elevation width of fixed and sash frame from 142 mm</li> </ul>
	<b>Profile depth</b>	<ul style="list-style-type: none"> <li>• Fixed frame: 72 mm</li> <li>• Door sash: 72 mm</li> <li>• Window sash: 83 mm</li> </ul>
	<b>Glazing</b>	<ul style="list-style-type: none"> <li>• Glass thickness between 2 mm and 32 mm depending on the sash profile</li> <li>• Optionally round or angular glazing beads</li> </ul>
	<b>Gaskets</b>	<ul style="list-style-type: none"> <li>• Glazing/rebate gasket: narrow elevation widths on inside and outside, gaskets can be drawn in continuously</li> </ul>
	<b>Insert elements</b>	 <ul style="list-style-type: none"> <li>• One or two sashes</li> <li>• Opening in or out</li> </ul>
	<b>Fittings</b>	<ul style="list-style-type: none"> <li>• All common fitting variants</li> <li>• Barrel hinges out of aluminium, steel or stainless steel</li> <li>• Surface-mounted hinges out of aluminium</li> <li>• Dual locking system for automatic secondary leaf locking</li> </ul>
<b>Safety constructions</b>	<ul style="list-style-type: none"> <li>• Escape door systems: emergency exit locks in accordance with EN 179 and panic locks in accordance with EN 1125, door hinges in accordance with EN 1935</li> </ul>	



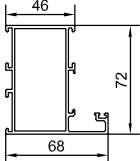
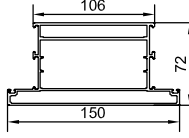
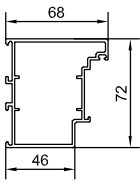
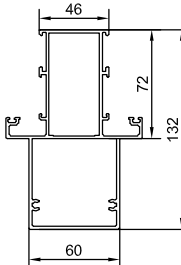
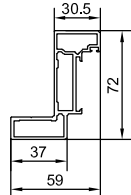
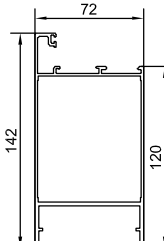
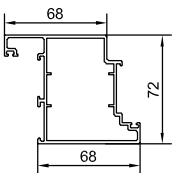
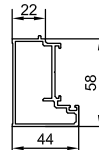
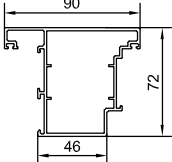
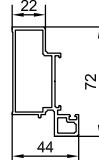
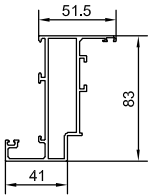
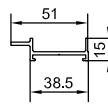
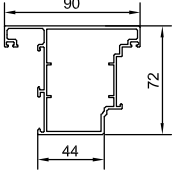

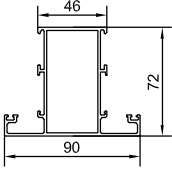
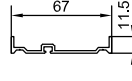
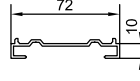
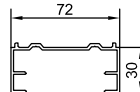
<b>Building physics*</b>	<b>Thermal insulation</b>		DINV 4108-4 EN ISO 10077-2	$U_{f,BW} = 7.0 \text{ W/m}^2\text{K}$ $U_f = 7.0 \text{ W/m}^2\text{K}$
	<b>Water tightness</b>	opening in	EN 12208	<b>Class 2A</b>
		opening out	EN 12208	<b>Class 4A</b>
	<b>Air permeability</b>			EN 12207
<b>Resistance to wind load</b>			DIN 18055	<b>A</b>

\* All standards referred to herein, were valid at time of printing.



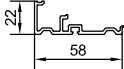
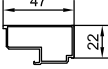
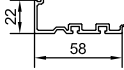
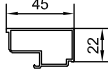

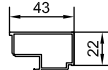













Valid test reports as well as technical information can be found in the download area of the site [www.hueck-hartmann.com](http://www.hueck-hartmann.com)

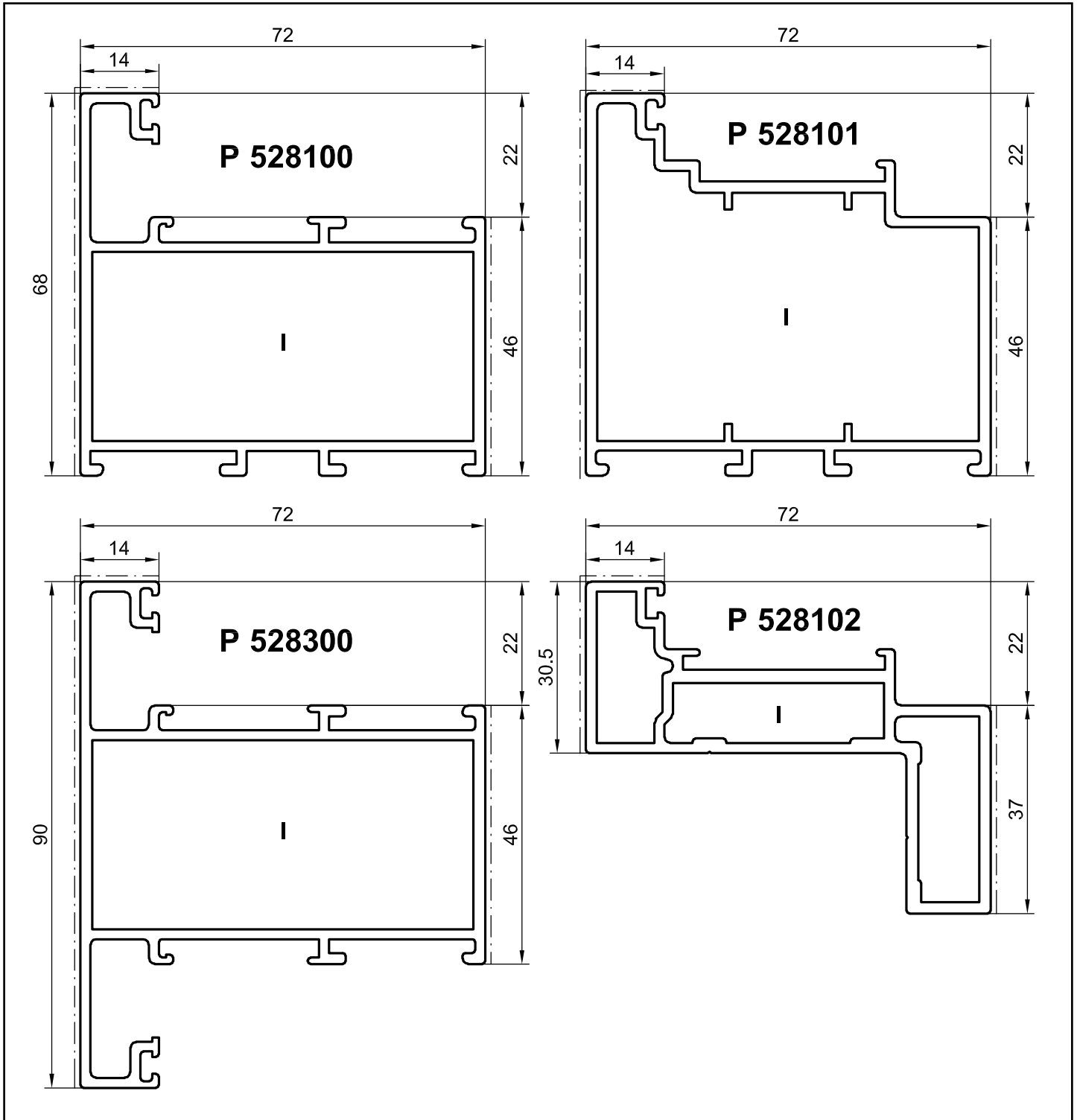
<b>Windows/Doors Europe</b>	
<b>Contents Series RS C</b>	<b>Page</b>
1. Contents	3
2. Profile overview   Static profile values	4 – 5
3. Profiles   Connections	6 – 10
4. Glazing <ul style="list-style-type: none"><li>• Glazing beads and glazing bead tables</li></ul>	1 – 2
5. Sections   Details	1 – 10

## Profile overview and static profile values for Series RS C

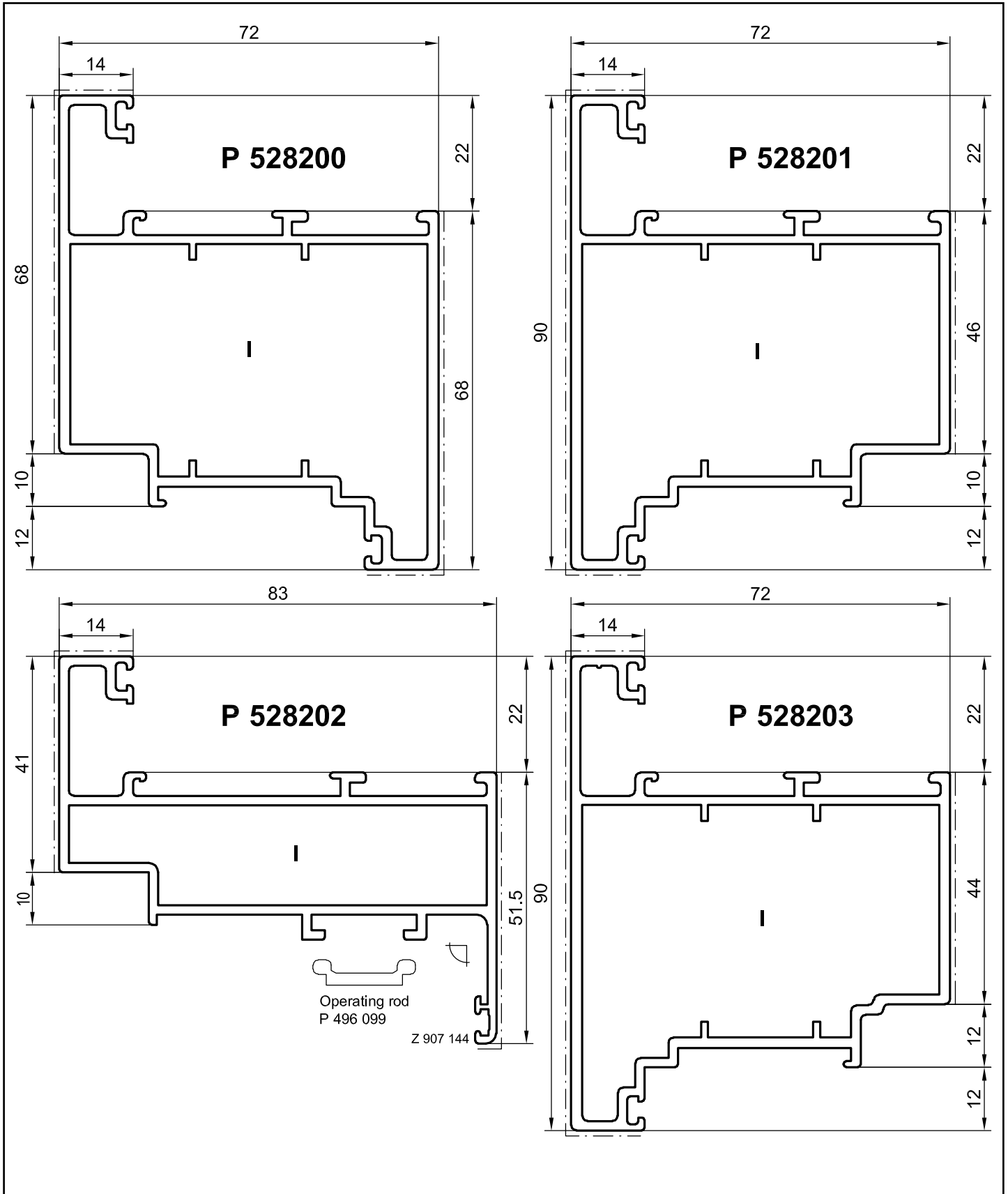
	Profile number	Horizontal axis		Vertical axis		Overall perimeter mm	Page RSC		Profile number	Horizontal axis		Vertical axis		Overall perimeter mm	Page RSC
		$J_x$ [cm <sup>4</sup> ]	$W_x$ [cm <sup>3</sup> ]	$J_y$ [cm <sup>4</sup> ]	$W_y$ [cm <sup>3</sup> ]					$J_x$ [cm <sup>4</sup> ]	$W_x$ [cm <sup>3</sup> ]	$J_y$ [cm <sup>4</sup> ]	$W_y$ [cm <sup>3</sup> ]		
	P528 100	41.2	10.2	24.1	6.0	417	6		P531 301	97.6	24.4	238.2	31.7	533	9
	P528 101	41.1	10.4	29.4	7.9	344	6		P528 302	170.2	24.7	63.0	14.0	627	8
	P528 102	-	-	-	-	451	6		P528 500	163.1	22.3	77.8	20.0	585	9
	P528 200	49.7	13.5	44.3	9.3	434	7		P528 600	16.6	4.8	7.6	3.1	235	8
	P528 201	46.6	10.9	44.3	9.3	434	7		P528 601	22.5	5.8	7.8	3.2	268	8
	P528 202	-	-	-	-	451	7		P528 602	-	-	-	-	163	8
	P528 203	46.1	10.7	44.0	9.3	451	7		P531 603	-	-	-	-	124	10
	P528 300	46.4	10.6	37.4	8.3	506	6		P431 604	-	-	-	-	198	10
									P431 605	-	-	-	-	133	10
									P431 606	-	-	-	-	345	10

## Profile overview and static profile values for Series RS C

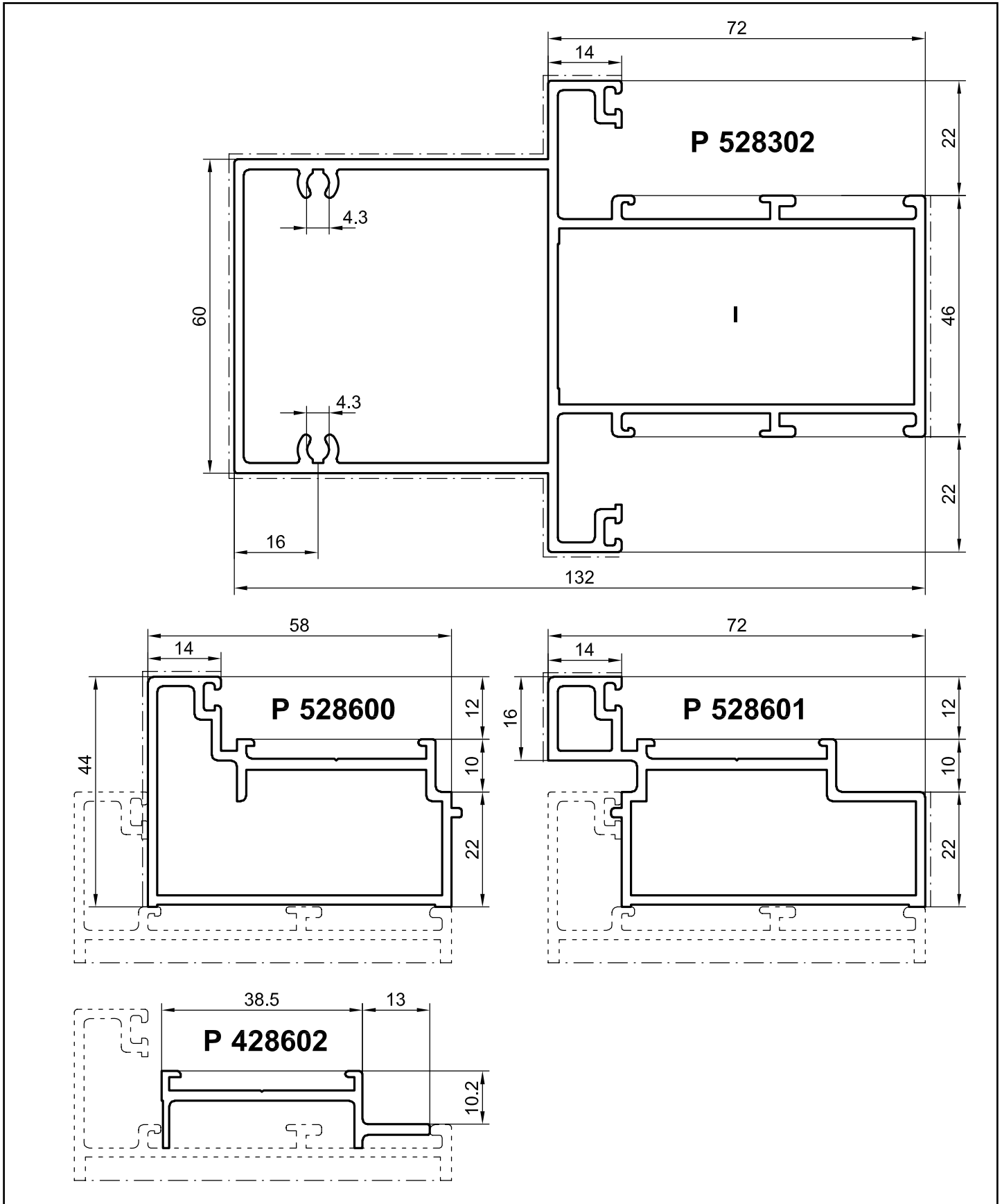
	Profile number	Horizontal axis		Vertical axis		Overall perimeter mm	Page RSC		Profile number	Horizontal axis		Vertical axis		Overall perimeter mm	Page RSC Glazing
		$J_x$ [cm <sup>4</sup> ]	$W_x$ [cm <sup>3</sup> ]	$J_y$ [cm <sup>4</sup> ]	$W_y$ [cm <sup>3</sup> ]					$J_x$ [cm <sup>4</sup> ]	$W_x$ [cm <sup>3</sup> ]	$J_y$ [cm <sup>4</sup> ]	$W_y$ [cm <sup>3</sup> ]		
	P431 607	-	-	-	-	239	10		P594 050	-	-	-	-	154	1
	P431 608	-	-	-	-	231	10		P594 051	-	-	-	-	150	1
	P431 609	-	-	-	-	153	10		P594 052	-	-	-	-	146	1
	P552 643	-	-	-	-	57	10		P594 053	-	-	-	-	122	1
	P496 100	-	-	-	-	90	10		P594 055	-	-	-	-	130	1
	P496 111	-	-	-	-	180	10		P594 057	-	-	-	-	109	1
	P410 611	-	-	-	-	78	10		P594 058	-	-	-	-	109	1
									P594 059	-	-	-	-	110	1
									P594 061	-	-	-	-	140	1
									P594 062	-	-	-	-	134	1
									P594 064	-	-	-	-	116	1
									P594 065	-	-	-	-	126	1

















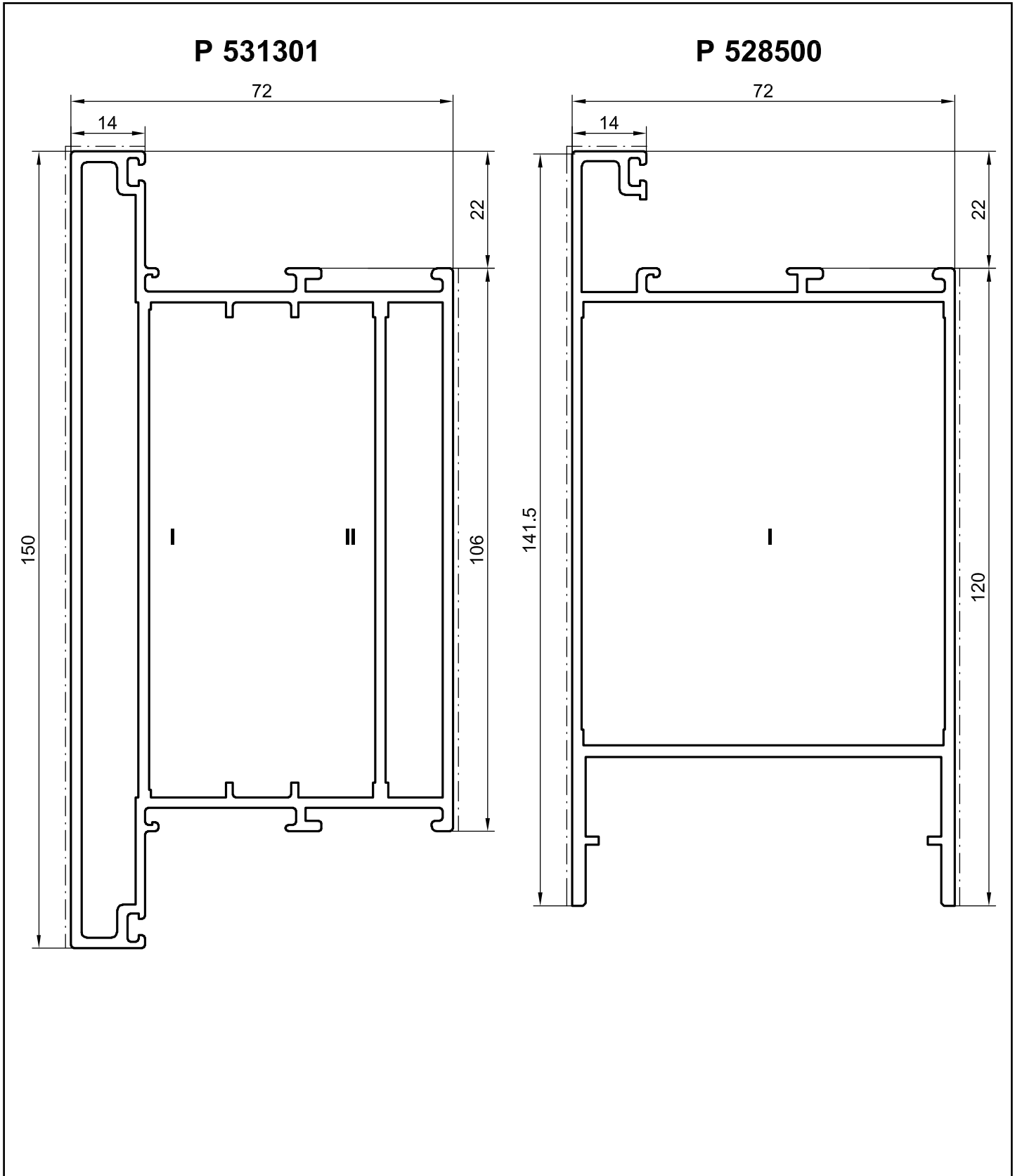
crimpable nailable retro gluing after assembly	Chamber I					
B 528 100	-	Z 911 787	-	Z 913 040	4 x Z 911 049	Z 911 187
B 528 101	-	Z 911 786	-	Z 913 112	8 x Z 911 049	Z 911 187
B 528 102	-	Z 913 230	-	Z 913 323	4 x Z 913 255	-
B 528 300	-	Z 911 787	-	Z 913 040	4 x Z 911 049	Z 911 187
B 528 100 / B 528 300	-	Z 914 232	-	Z 913 040	Z 911 049	Z 911 187



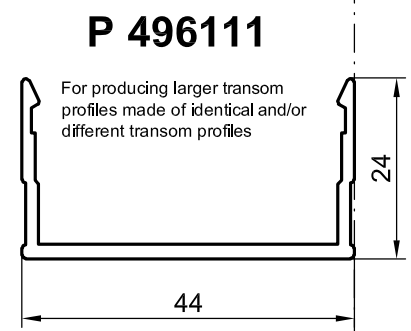
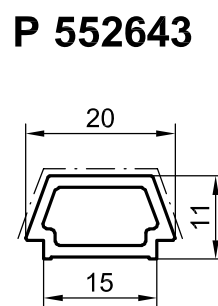
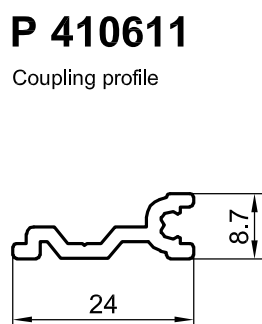
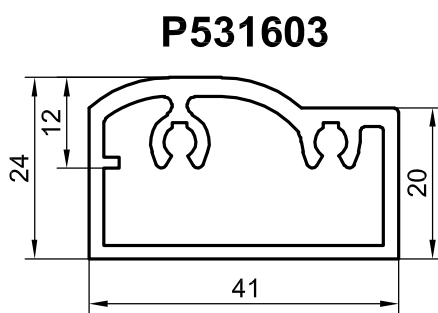
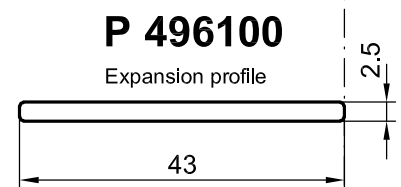
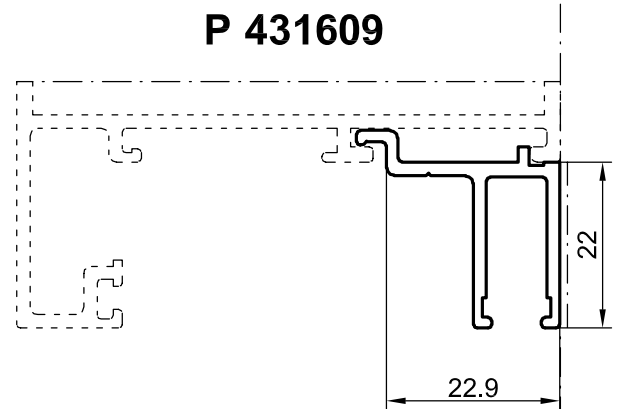
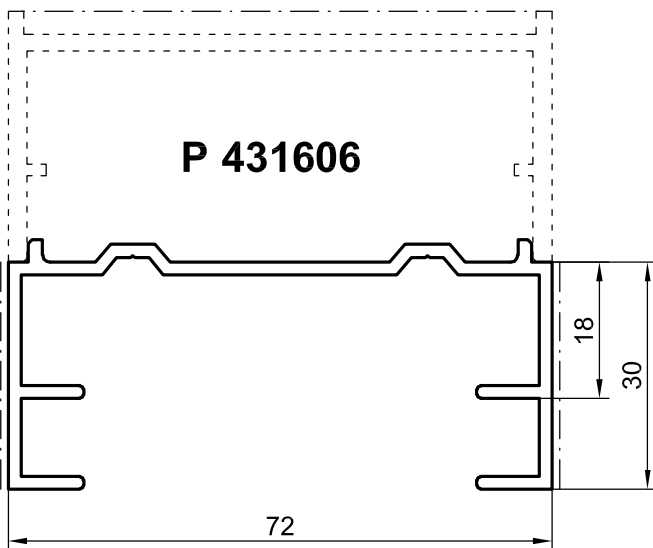
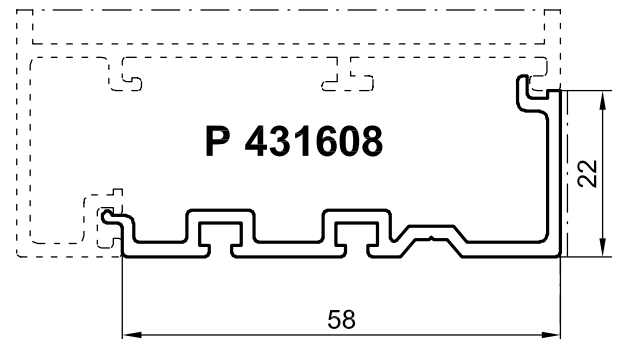
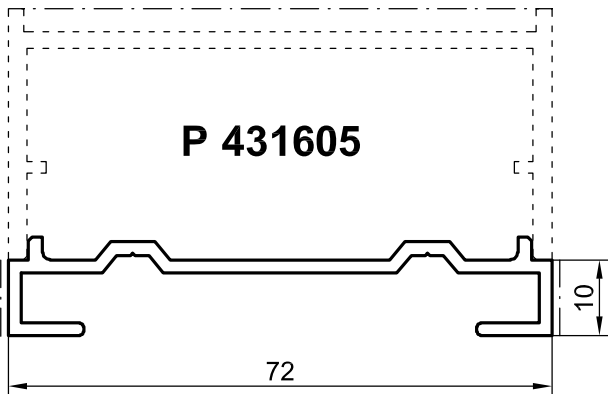
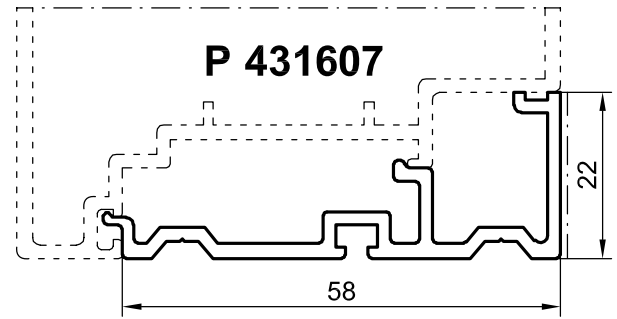
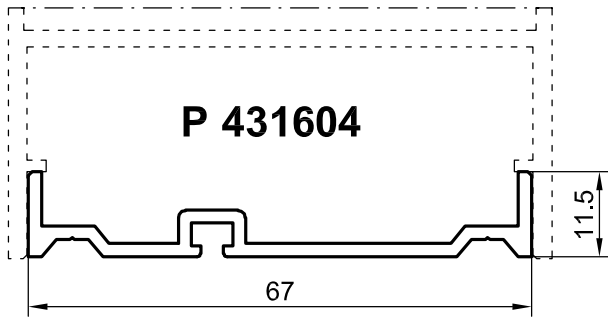

crimpable nailable retro gluing after assembly	Chamber I					
B 528 200 / 201 / 203	-	Z 911 786	-	Z 913 111	8 x Z 911 049	Z 911 187
B 528 202	-	Z 911 788	-	Z 913 040	4 x Z 911 049	Z 911 187



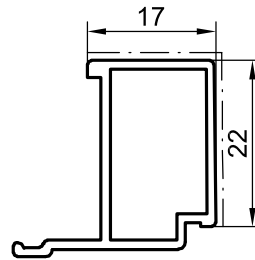
 crimpable  nailable  retro gluing after assembly	Outer chamber I					Inner chamber II					
											
B 528 302	-	Z 914 232	Z 913 040	Z 911 049	Z 911 187	-	-	-	-	-	-



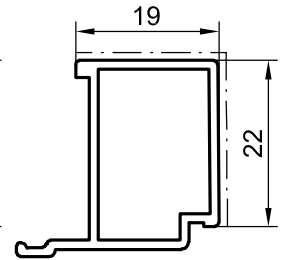
crimpable available retro gluing after assembly	Outer chamber I					Inner chamber II						
B 528 500	-	Z 911 790	Z 913 040 Z 913 036	Z 911 049	Z 911 187	-	-	-	-	-	-	-
B 531 301	-	Z 913 034	Z 913 040	Z 911 049	Z 911 187	-	Z 913 035	-	Z 913 040	Z 911 049	Z 911 187	-



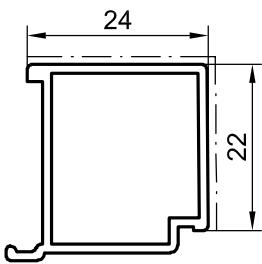
**P 594058**



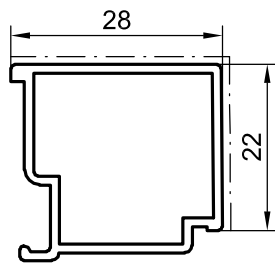
**P 594057**



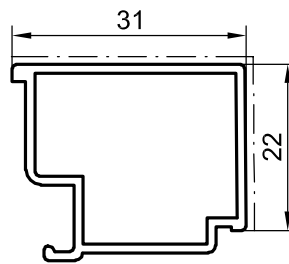
**P 594059**



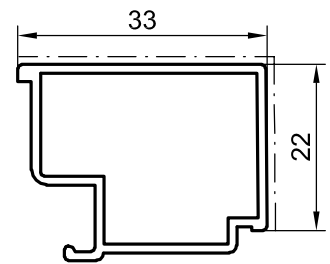
**P 594064**



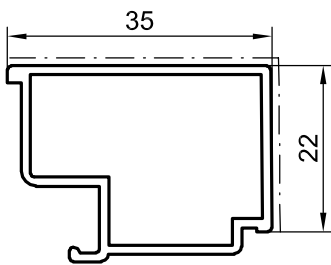
**P 594053**



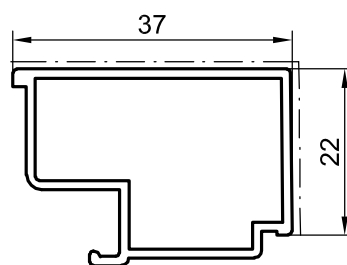
**P 594065**



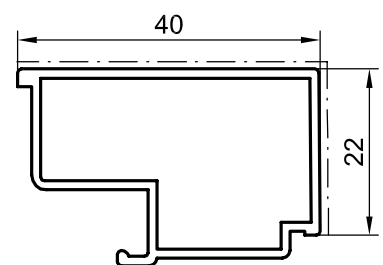
**P 594055**



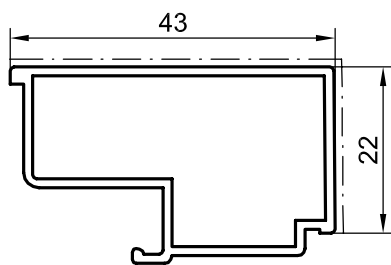
**P 594062**



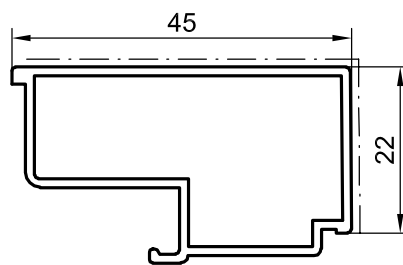
**P 594061**



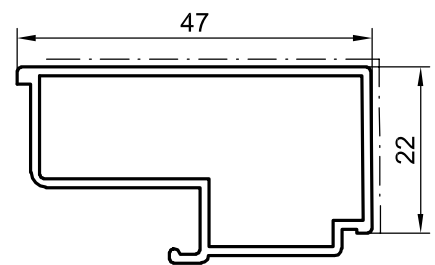
**P 594052**

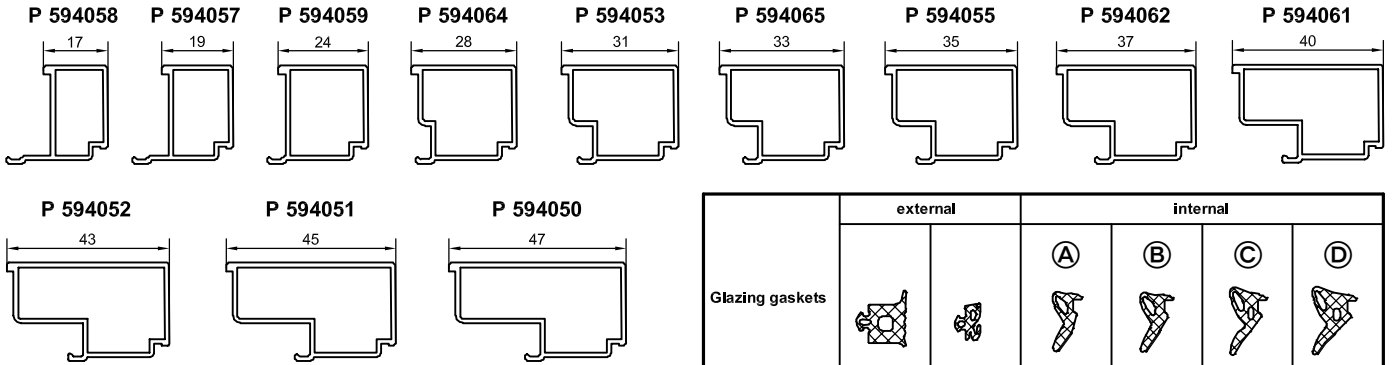


**P 594051**

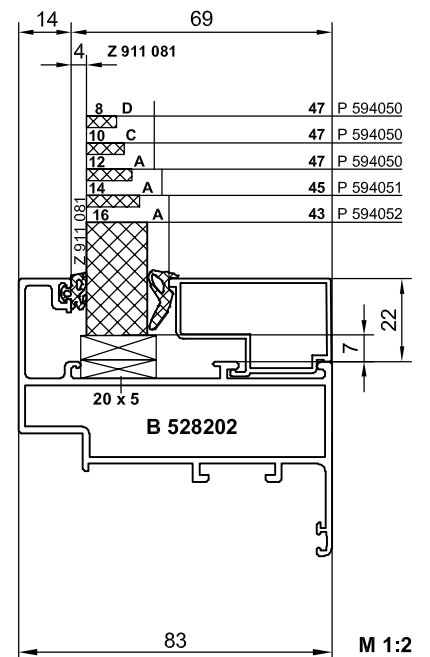
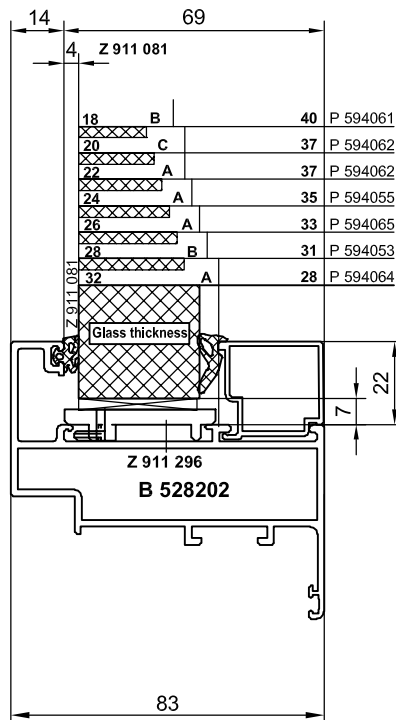
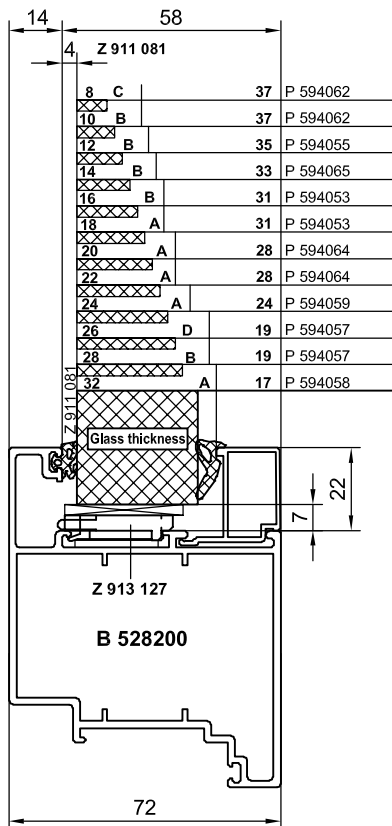
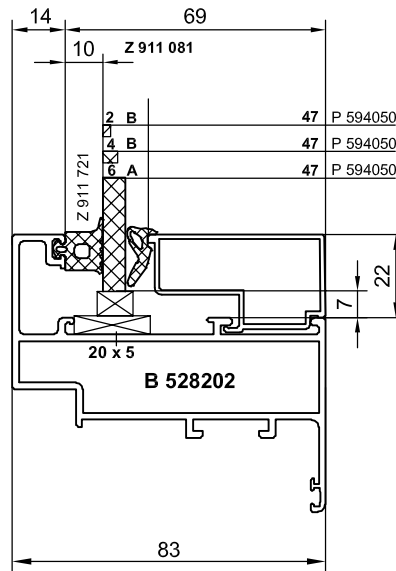
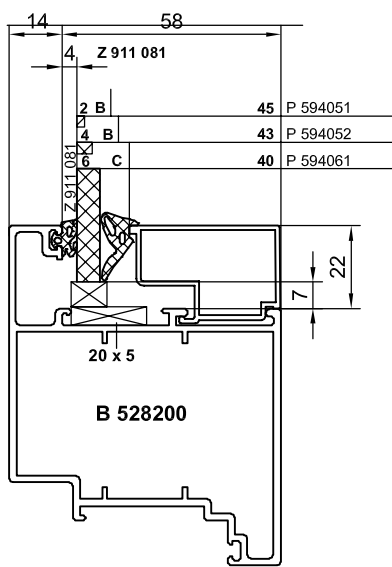



**P 594050**





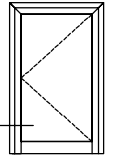
Glazing gaskets	external		internal			
			(A)	(B)	(C)	(D)
Article no.	Z 911 721	Z 911 081	Z 911 079	Z 911 108	Z 911 078	Z 911 080
Gap dimension in mm	10	4	4.0 - 7.0	5.5 - 8.0	6.5 - 9.0	7.5 - 10.5



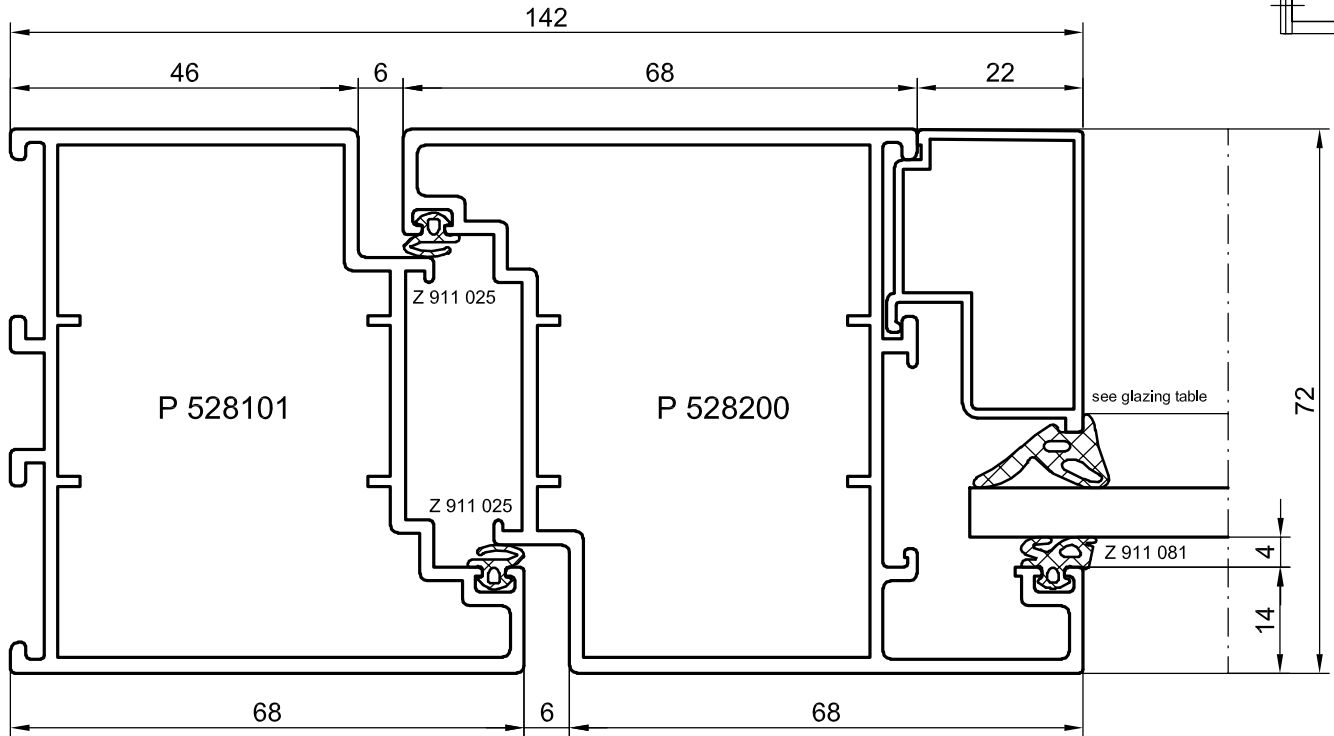


## **Sections HUECK Series RS C**

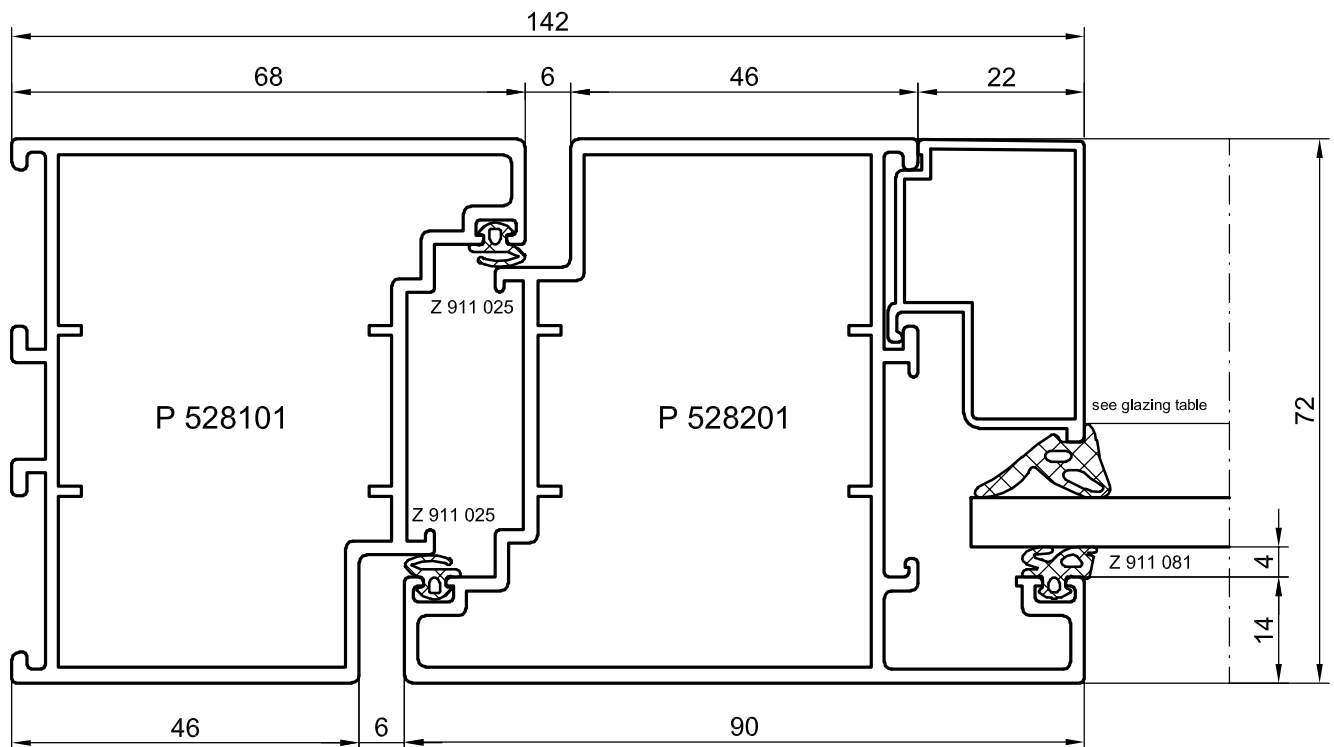


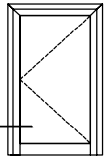


Horizontal section - opening in

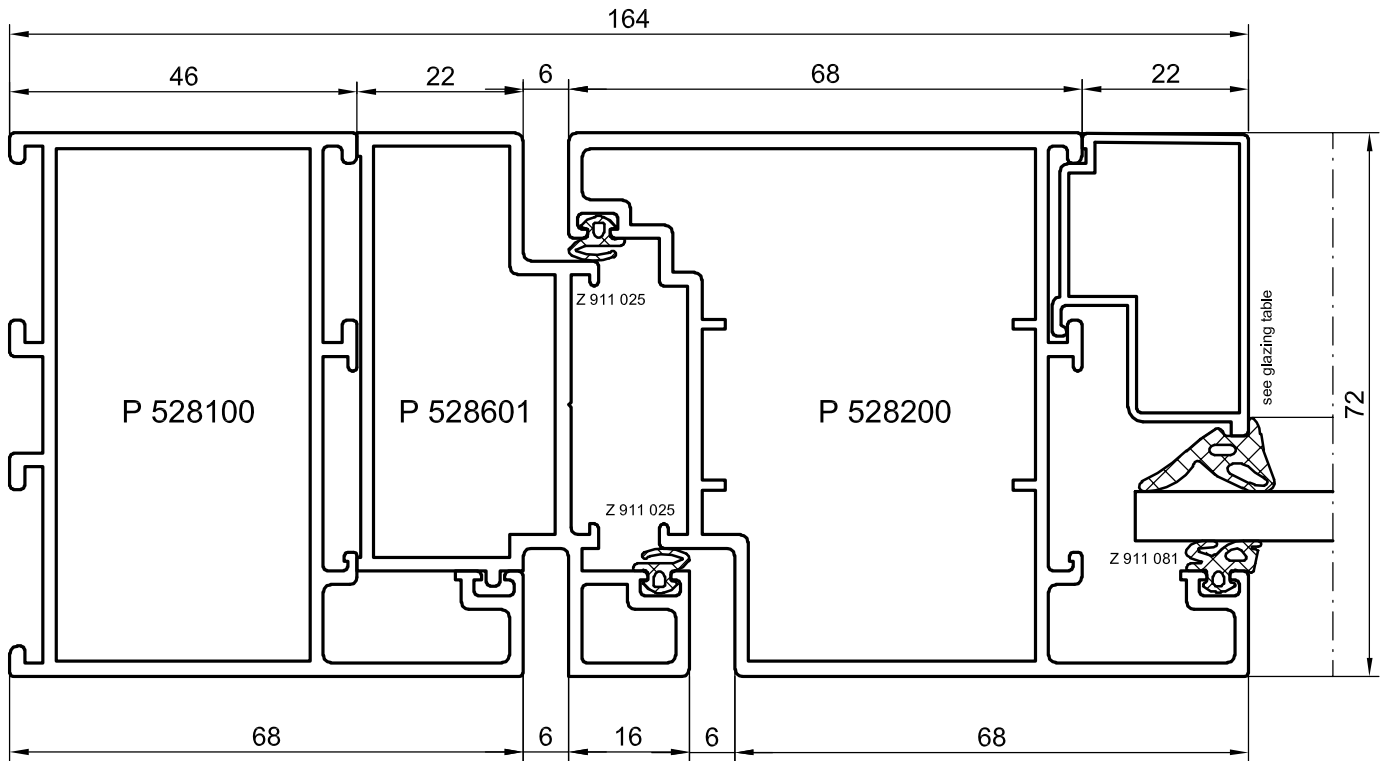


Horizontal section - opening out

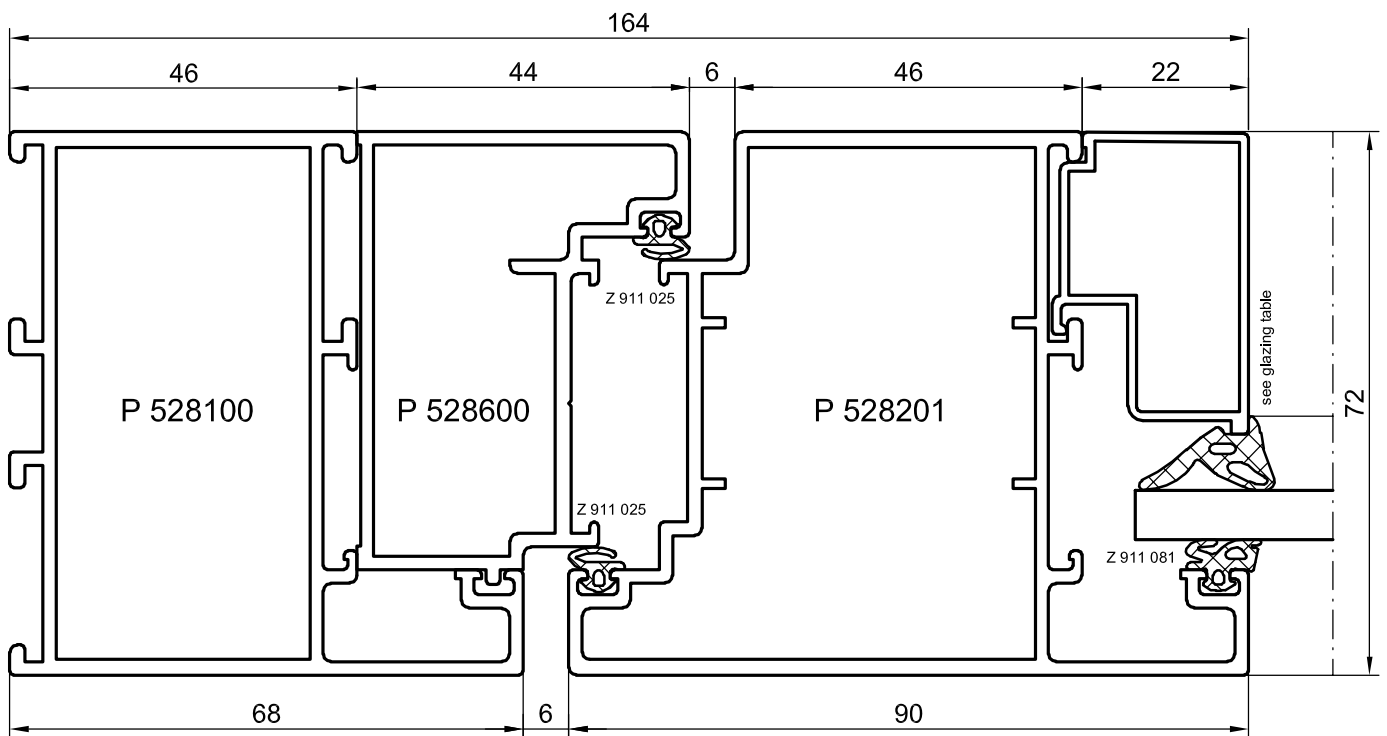


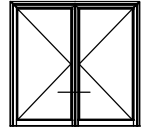


Horizontal section - opening in

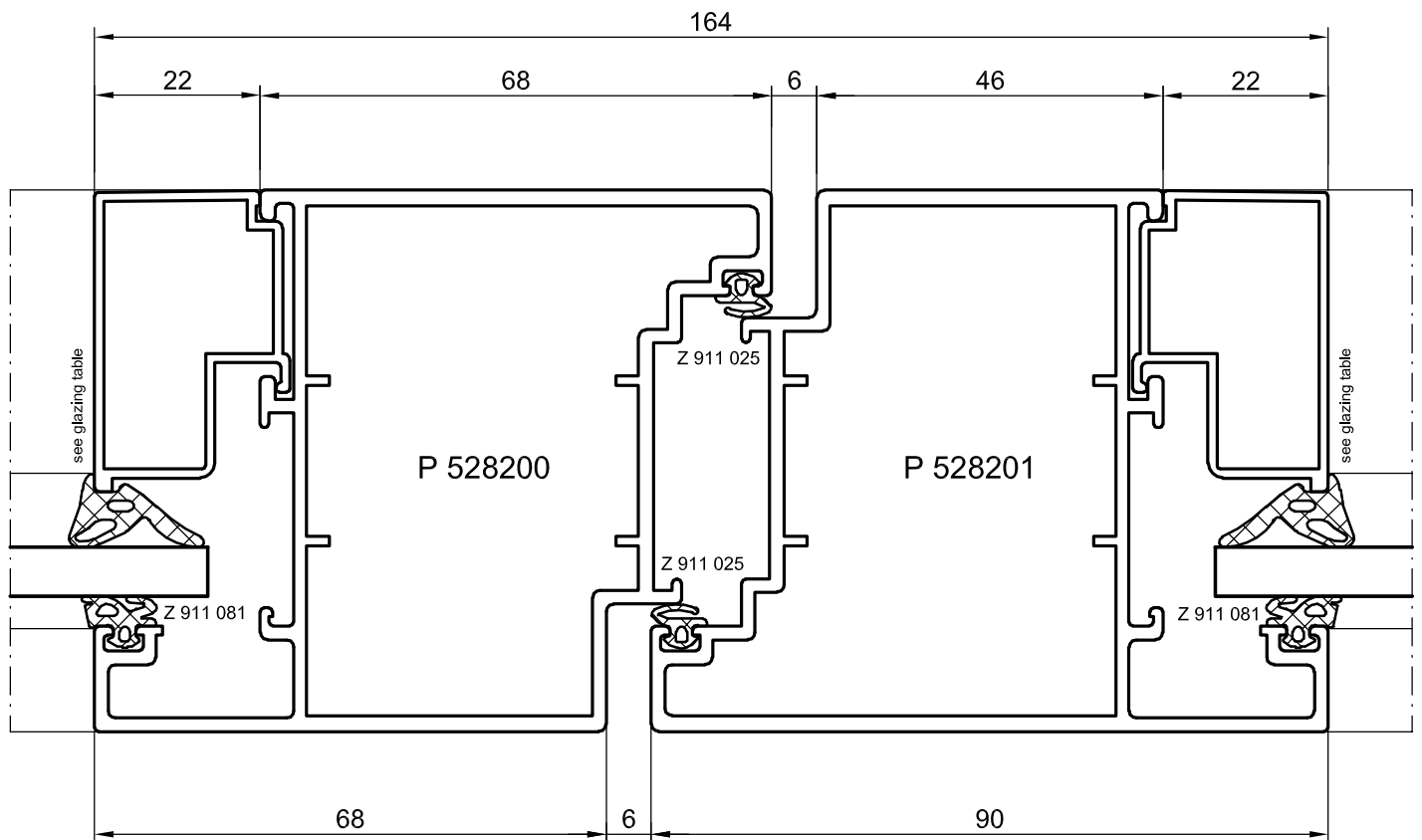


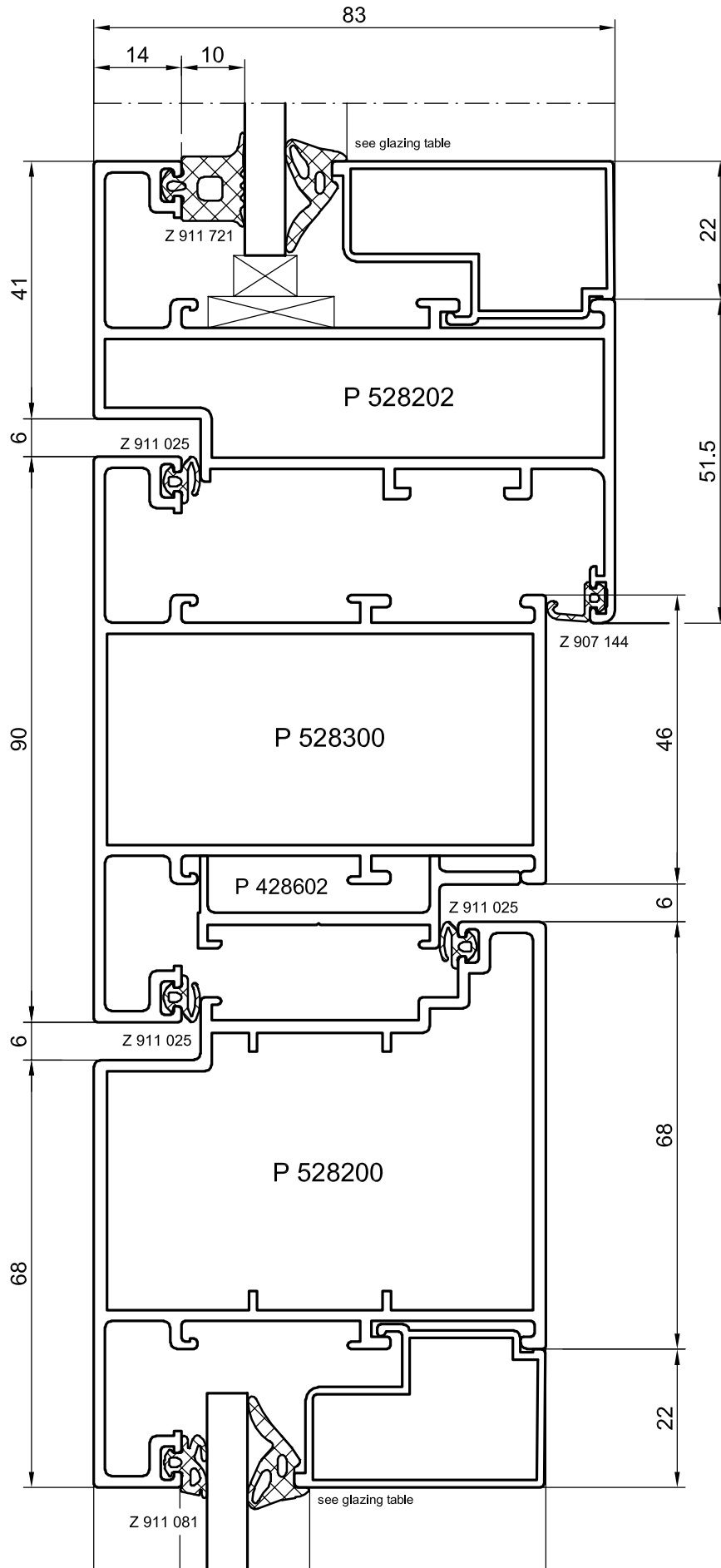
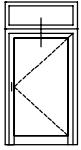
Horizontal section - opening out





Horizontal section - Meeting stiles





M 1:1

