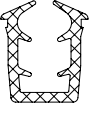
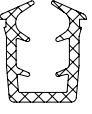
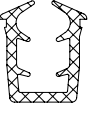
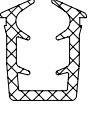
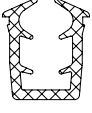







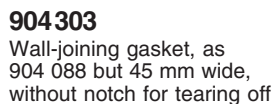
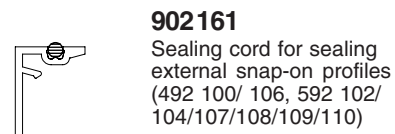
Glazing gaskets

 <p>904469 EPDM glazing gasket, black, suitable for profiles 492 200/ 592 202/213/214/ 215 and 593 001, for a glass thickness between 6 and 8 mm</p>	 <p>904470 Glazing gasket, as 904 469 but for a glass thickness between 14 and 16 mm</p>	 <p>904471 Glazing gasket, as 904 469 but for a glass thickness between 18 and 20 mm</p>
 <p>904836 Glazing gasket, as 904 469 but for a glass thickness of 22 mm</p>	 <p>911698 Glazing gasket, as 904 469 but for a glass thickness of 24 mm</p>	
 <p>911081 External glazing gasket, made of EPDM, black, 4 mm spacer, suitable for profile 592 107</p>		
 <p>911079 EPDM roll-in profile, black, applicable in accordance with glazing bead table, suitable for external glazing gasket, to be used for gap dimensions from 4.5 to 7 mm</p>	 <p>911108 EPDM roll-in profile, black, as 911 079 but to be used for gap dimensions from 5.5 to 8 mm</p>	 <p>911078 EPDM roll-in profile, black, as 911 079 but to be used for gap dimensions from 6.5 to 9 mm</p>
 <p>911080 EPDM roll-in profile, black, as 911 079 but to be used for gap dimensions from 7.5 to 10.5 mm</p>		

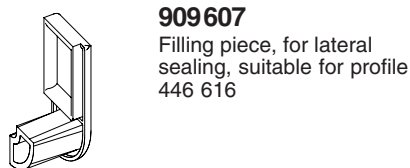
Woven pile weather strip for sliding elements




















Connecting gaskets



Filling pieces / shaped gasket pieces



Accessories for sliding elements in accessory sets 993 537 – 993 544 and 993 561 – 993 562

 <p>905 804 Cover piece, suitable for interlocking area</p>	 <p>909 600 Shaped piece, suitable for sash profile 492 200</p>	 <p>901 589 Stop buffer, suitable for profile 592 213 with shaped piece 905 805</p>
 <p>904 501 Shaped gasket piece, suitable for interlocking area, required for external sashes</p>	 <p>904 418 Shaped gasket piece for sash profile, required for cover profile area</p>	
 <p>991 696 Lower centre seal gasket, complete with woven pile weather strip</p>	 <p>904 440 Upper centre seal gasket, self-adhesive, suitable for profile 492 100</p>	 <p>906 084 Shaped gasket piece, for sealing the vertical fixed frame 592 104</p>
 <p>906 085 Shaped gasket piece, for sealing the lower fixed frame 592 110, to be used with 906 086</p>	 <p>906 086 Shaped gasket piece, for sealing the lower fixed frame 592 110, to be used with 906 085</p>	 <p>909 605 black 909 606 white Drain cap with flap, to be used for lower fixed frame drainage</p>
 <p>904 442 Shaped gasket piece, to be used for sealing the lower fixed frame 592 102</p>	 <p>904 450 Shaped gasket piece, to be used for sealing the lower fixed frame 592 109</p>	 <p>904 500 Shaped gasket piece, to be used for sealing the upper fixed frame</p>
 <p>904 449 Stop buffer, suitable for profiles 592 102/104</p>		
 <p>905 446 Lower centre seal gasket, suitable if profile 592 108 is used</p>	 <p>905 447 Upper centre seal gasket, suitable if profile 592 108 is used</p>	
<p>900 920 Screw ST 3.9 x 13 mm for fixing 905 804</p>	<p>905 320 Screw ST 4.8 x 25 mm, for sash fixing</p>	<p>901 164 Screw ST 4.8 x 25 mm, for fixing the fixed frame</p>

Please place your order for accessory sets for series SC 90 in accordance with the list of components shown below. List of components (sashes) for accessory sets 993 537/538 and 993 539/540. See page 9 for individual parts.

Article number	Designation	With 2 roller rails		With 3 roller rails	
		Scheme A + D 993 537	Scheme C + F 993 538	Scheme K 993 539	Scheme L 993 540
905 804	Cover for interlocking area	4	8	8	16
909 600	Shaped piece, suitable for sash profile	4	8	4	8
900 920	V2A screw ST 3.9 x 13 mm, in accordance with DIN 7982 for 905 804	4	8	8	16
901 589	Stop buffer	4	8	8	16
904 501	Shaped gasket piece for sealing the lower interlocking area in case of external sashes				
904 418	Shaped gasket piece for sashes in cover profile area	–	2	–	2
905 320	V2A self-tapping screw ST 4.8 x 25 mm	8	16	12	24


List of components (fixed frame) for accessory sets 993 541/542 and 993 543/544. See page 9 for individual parts.

Article number	Designation	With 2 roller rails		With 3 roller rails	
		Scheme A + D 993 541	Scheme C + F 993 542	Scheme K 993 543	Scheme L 993 544
991 696	Lower centre seal gasket, complete	1	2	2	4
904 440	Upper centre seal gasket	1	2	2	4
906 084	Shaped gasket piece for sealing the vertical fixed frame 592 104	–	–	4	4
906 085 + 906 086	Shaped gasket piece for sealing the lower fixed frame 592 110	–	–	2	2
909 605	Drain cap	2	2	2	2
901 164	V2A self-tapping screw ST 4.8 x 25 mm	12	12	12	12
904 442	Shaped gasket piece for sealing the vertical fixed frame 592 102	4	4	–	–
904 450	Shaped gasket piece for sealing the lower fixed frame 592 109	2	2	–	–
904 500	Shaped gasket piece for sealing the upper fixed frame 492 100	1	2	2	4
904 449	Stop buffer	4	4	4	4

List of components (fixed frame 592 108) for accessory sets 993 561/562. See page 9 for individual parts.


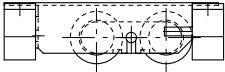

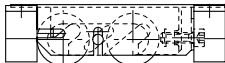
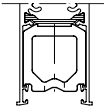
Article number	Designation	With 2 roller rails	
		Scheme A + D 993 561	Scheme C + F 993 562
905 446	Lower centre seal gasket, complete	1	2
905 447	Upper centre seal gasket	1	2
909 605	Drain cap	2	2
904 449	Stop buffer	4	4

Sash arrangement for SC 90 – 2 roller rails –

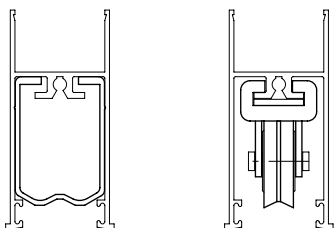


Sash arrangement for SC 90 – 3 roller rails –

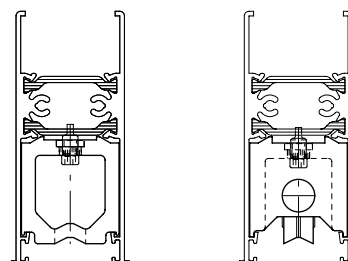


Description	Series SC 90	Series SC 90 i
Single / tandem rollers / setting elements  Single roller with needle roller bearing, height not adjustable, clamp-on installation for a max. sash weight of 80 kg	991 692	993 506
 Tandem roller, as above, for a max. sash weight of 120 kg	991 693	993 507
 Single roller, height adjustable, otherwise as above, for a max. sash weight of 80 kg	991 694	993 508
 Tandem roller, height adjustable, otherwise as above, for a max. sash weight of 120 kg	991 695	993 509
 Setting block, mounted instead of rollers in case of fixed sash	904 445	909 474

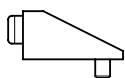
SC 90



SC 90 i



Accessories



Stop buffer
Sash rebate, required for spring loaded catch locks for external sashes

901 634 02

901 634 02

Drilling jigs, suitable for series SC 90

907 344

Drilling jig, suitable for corner bracket 993 114 if profile 592 107 is used

Punch knives, suitable for Pressta 7000/PV 10 (Pressta 1800/2000)

903 959

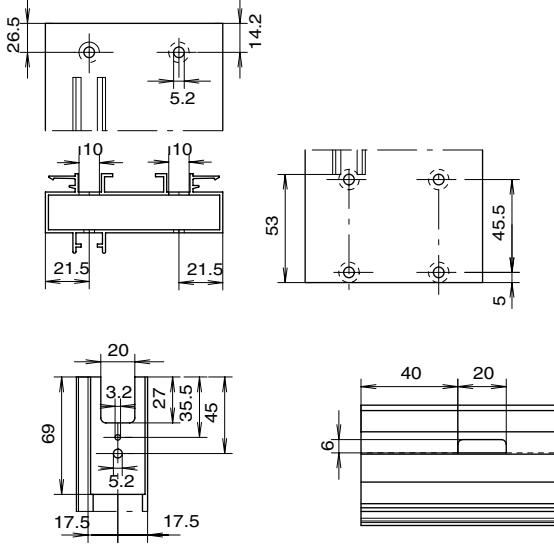
Pressta knife, suitable for profiles 592 107/108 (SC 90) and for profiles 588 110, 589 001/002/006 (SC 90 i)

Bottom rail with foot pedal

909 669

Bottom rail with foot pedal, reducing valve, oil filter and pressure gauge for punching tools 909 667 and 909 668

Punching tool for processing series SC 90



909 667

Punching tool for upper and lower web removal as well as upper and lower fixing drill holes in lateral fixed frames 592 102/ 592 104. Drainage slots in lower fixed frames. Upper and lower punching as well as sash profile fixing drill holes.

Punching tool for processing series SC 90 i

909 668

Punching tool for upper and lower web removal as well as upper and lower fixing drill holes in lateral fixed frames. Drainage slots in lower fixed frames. Sash profile notching including fixing drill holes.

