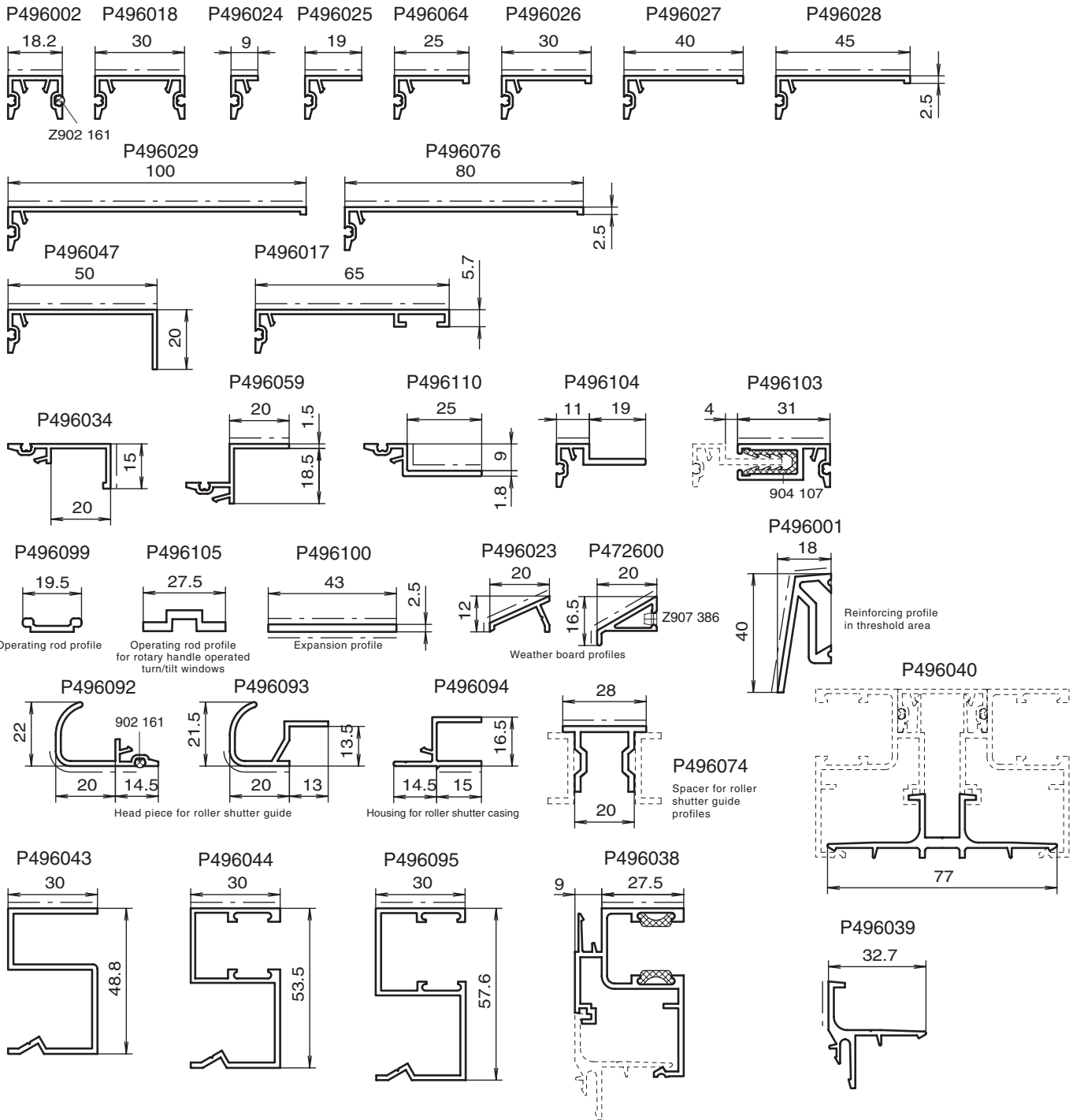


## Coupling profiles / Wall connecting profiles



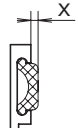
### Z 902526

Head piece for roller shutter guide, left, grey plastic, suitable for profiles P496 038 / 596 077

### Z 902527

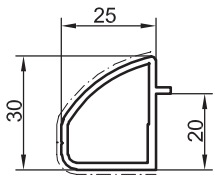
Head piece for roller shutter guide, similar to Z 902 526, but right

### Clear width "X" of the guides using PVC guide profiles Z900 282, Z902 120 and Z902 121

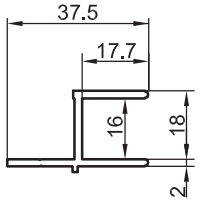
| Profile no.     | Dimension "X" mm | Profile(s) required       | Profile no.   | Dimension "X" mm            | Profile(s) required       |
|-----------------|------------------|---------------------------|---|-----------------------------|---------------------------|
| <b>P496 044</b> | 12,8             | 2 x Z900 282              | <b>P496 038 and P596 077</b>  | 14,8                        | 2 x Z900 282              |
|                 | 11,8             | 1 x Z900 282 1 x Z902 120 |   | 13,8                        | 1 x Z900 282 1 x Z902 120 |
|                 | 10,8             | 2 x Z902 120              |   | 12,8                        | 2 x Z902 120              |
|                 | 10,3             | 1 x Z900 282 1 x Z902 121 |   | 12,3                        | 1 x Z900 282 1 x Z902 121 |
|                 | 9,3              | 1 x Z902 120 1 x Z902 121 |   | 11,3                        | 1 x Z902 120 1 x Z902 121 |
|                 | 7,8              | 2 x Z902 121              |   | 9,8                         | 2 x Z902 121              |
| <b>P496 095</b> | 16,8             | 2 x Z900 282              |  | <b>Order no.</b>            |                           |
|                 | 15,8             | 1 x Z900 282 1 x Z902 120 |   | <b>Z900 282 X = 1,6 mm*</b> |                           |
|                 | 14,8             | 2 x Z902 120              |   | <b>Z902 120 X = 2,6 mm</b>  |                           |
|                 | 14,3             | 1 x Z900 282 1 x Z902 121 |   | <b>Z902 121 X = 4,1 mm</b>  |                           |
|                 | 13,3             | 1 x Z902 120 1 x Z902 121 |   | * = Standard profile        |                           |
|                 | 11,8             | 2 x Z902 121              |   |                             |                           |

## Roller shutter profiles, connecting profiles, coupling and clamping profile

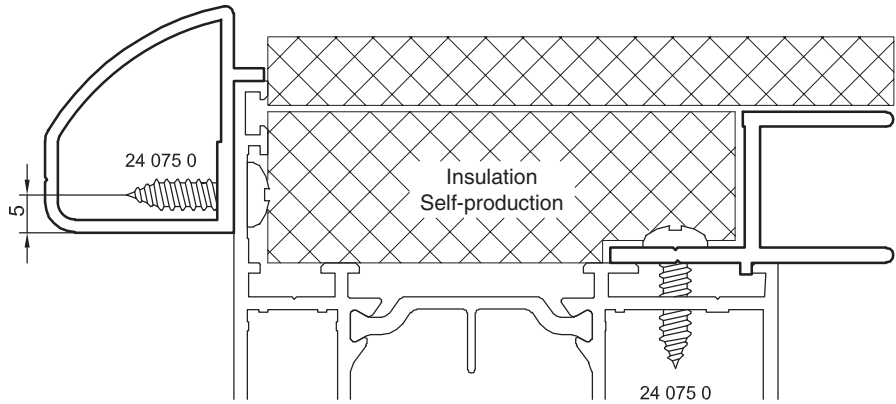
ZP



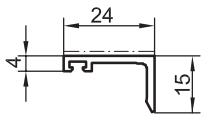
|                  |        |
|------------------|--------|
| <b>P 760 501</b> |        |
| A.a.             | 106 mm |
| A.m.             | 75 mm  |



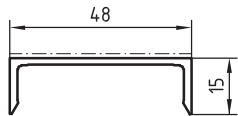
|                  |        |
|------------------|--------|
| <b>P 755 716</b> |        |
| A.a.             | 153 mm |
| A.m.             |        |



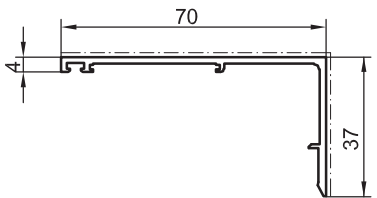
Use roller shutter profiles from page ZP 5 for this.



|                  |       |
|------------------|-------|
| <b>P 762 570</b> |       |
| A.a.             | 89 mm |
| A.m.             | 24 mm |

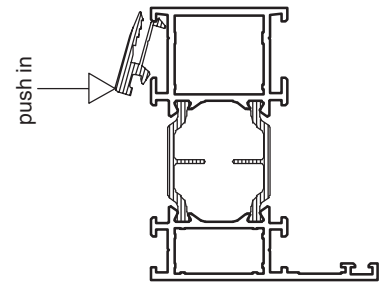


|                  |        |
|------------------|--------|
| <b>P 762 590</b> |        |
| A.a.             | 150 mm |
| A.m.             | 48 mm  |



|                  |        |
|------------------|--------|
| <b>P 762 593</b> |        |
| A.a.             | 238 mm |
| A.m.             | 107 mm |

Pieces made of clamping profile **K 723 311** grey plastic, for a groove width of 15 mm, rod 6.0 mm



Insert clamping profile K 723 311 in 60 mm pieces. Connecting profile or 2 mm aluminium corner bracket. If 2 mm aluminium sheets are used, the edges must be deburred. Clamping profile K 723 311 for cover and connecting profiles only. The clamping profile is not suitable for absorbing the contact pressure of sealing profiles.

A.a. = outer perimeter  
A.m. = perimeter mechanical