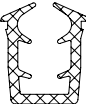









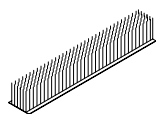


## Glazing gaskets

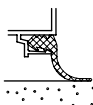
 <p><b>904469</b> EPDM glazing gasket, black, suitable for profiles 588 210/211, 449 264 and 589 003/004, for a glass thickness between 6 and 8 mm</p>	 <p><b>904470</b> Glazing gasket, as 904 469 but for a glass thickness between 14 and 16 mm</p>	 <p><b>904471</b> Glazing gasket, as 904 469 but for a glass thickness between 18 and 20 mm</p>
 <p><b>904836</b> Glazing gasket, as 904 469 but for a glass thickness of 22 mm</p>	 <p><b>911698</b> Glazing gasket, as 904 469 but for a glass thickness of 24 mm</p>	
 <p><b>911081</b> External glazing gasket, made of EPDM, black, 4 mm spacer, suitable for profile 588 110</p>		
 <p><b>911079</b> EPDM roll-in profile, black, applicable in accordance with glazing bead table, suitable for external glazing gasket, to be used for gap dimensions from 4.5 to 7 mm</p>	 <p><b>911108</b> EPDM roll-in profile, black, as 911 079 but to be used for gap dimensions from 5.5 to 8 mm</p>	 <p><b>911078</b> EPDM roll-in profile, black, as 911 079 but to be used for gap dimensions from 6.5 to 9 mm</p>
 <p><b>911080</b> EPDM roll-in profile, black, as 911 079 but to be used for gap dimensions from 7.5 to 10.5 mm</p>		

## Woven pile weather strip for sliding elements



**901590**  
Woven pile weather strip with poly-brush and poly-base with middle bridge, suitable for all sash profiles

## Connecting gaskets



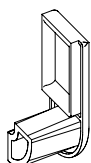
**904088**  
Wall-joining gasket (plaster joint), made of EPDM, black, 35 mm wide with notch for tearing off, suitable for frame profiles with pick-up for snap-on profile



**902161**  
Sealing cord for sealing external snap-on profiles 488 112, 588 110/111/113 and 589 001/002/006

**904303**  
Wall-joining gasket, as 904 088 but 45 mm wide, without notch for tearing off

## Filling pieces / shaped gasket pieces



**909607**  
Filling piece made of ABS, black (can be painted), for lateral sealing, suitable for profile 446 616


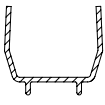


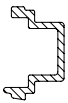

Accessory sets in accordance with sash arrangement diagram, also see pages 11 and 12  
Accessory sets – 2 roller rails -

<p><b>993517</b> Accessory set for sash profiles 588 210/211 and 589 003/004 Scheme A + D</p>	<p><b>993518</b> Accessory set for sash profiles 588 210/211 and 589 003/004 Scheme C + F</p>	<p><b>993533</b> Accessory set for fixed frames 588 111 and 488 112 Scheme A + D</p>
<p><b>993534</b> Accessory set for fixed frames 588 111 and 488 112 Scheme C + F</p>	<p><b>993535</b> Accessory set for fixed frames 589 001/002 Scheme A + D</p>	<p><b>993536</b> Accessory set for fixed frames 589 001/002 Scheme C + F</p>












Accessory sets – 3 roller rails -

<p><b>993598</b> Accessory set for sash profiles 588 210/211 and 589 003/004 Scheme K</p>	<p><b>993599</b> Accessory set for sash profiles 588 210/211 and 589 003/004 Scheme L</p>	
<p><b>993600</b> Accessory set for fixed frame 589 006 Scheme K</p>	<p><b>993601</b> Accessory set for fixed frame 589 006 Scheme L</p>	

Plastic supplementary profiles

 <p><b>910008</b> Insert profile (black plastic) for upper and lower fixed frame 488 112 and 588 111, 6.5 m long</p>	 <p><b>910063</b> Insert profile (black plastic) for profiles 589 001/002/006, 6.5 m long</p>	 <p><b>910062</b> Interlocking profile (black plastic) for interlocking area in combination with profiles 589 003/004</p>
 <p><b>910013</b> Cover profile (black plastic) for vertical fixed frame 588 113, 6.5 m long</p>	 <p><b>910012</b> Cover profile (black plastic) for sash joint on one level, for units with four and six sashes, 6.5 m long</p>	 <p><b>902161</b> Sealing cord for 588 111 with plastic profile 910 008</p>

## Accessories for sliding elements in accessory sets 993 517 – 993 518, 993 533 – 993 536 and 993 558 – 993 601

<p><b>909499</b> Cover piece, suitable for interlocking area</p>	<p><b>909475</b> Shaped piece, suitable for sash profile 588 210</p>	 <p><b>901589</b> Stop buffer, suitable for profile 588 211 with shaped piece 909 499</p>
<p><b>909601</b> Shaped gasket piece, suitable for lower interlocking area, required for sash profiles 589 003/004</p>	<p><b>909500</b> Shaped gasket piece, suitable for upper interlocking area, required for sash profiles 589 003/004</p>	<p><b>909495</b> Woven pile weather strip for 909 475, 44 mm long</p>
 <p><b>905303</b> Lower centre seal gasket, self-adhesive, suitable for profile 588 111 with plastic profile 910 008</p>	 <p><b>905302</b> Upper centre seal gasket, self-adhesive, suitable for profile 488 112 with plastic profile 910 088, suitable for profiles 589 001/002/006 with plastic profile 910 063</p>	 <p><b>905304</b> Shaped gasket piece, for sealing the vertical fixed frame 588 113 (small profile chamber)</p>
 <p><b>905305</b> Shaped gasket piece, for sealing the vertical fixed frame 588 113 (large profile chamber)</p>	 <p><b>905306</b> Shaped gasket piece, for sealing the lower horizontal fixed frame 588 113 (outer profile chamber)</p>	 <p><b>909605</b> black <b>909606</b> white Drain cap with flap, to be used for lower fixed frame drainage</p>
 <p><b>909569</b> Shaped gasket piece, to be used for sealing the lower fixed frame 589 001/002</p>	<p><b>905309</b> Filling piece for sash profiles, required for scheme C + F</p>	
 <p><b>909481</b> Stop buffer, suitable for profiles 588 113, 589 001/002/006</p>		 <p><b>905307</b> Filling piece, for sealing the lower horizontal fixed frame 588 111 with plastic profile 910 008</p>
 <p><b>909510</b> Lower centre seal gasket, self-adhesive, suitable for profiles 589 001/002/006 with plastic profile 910 063</p>		
<p><b>905079</b> Screw ST 3.9 x 25 mm</p>	<p><b>909492</b> Screw ST 3.9 x 60 mm, for sash fixing</p>	<p><b>901164</b> Screw ST 4.8 x 25 mm, for fixing the fixed frame</p>
		<p><b>909498</b> Screw ST 3.9 x 35 mm</p>

Please place your order for accessory sets for series SC 90i in accordance with the list of components shown below  
List of components for accessory sets 993 517/518. See page 9 for individual parts.

Article number	Designation <b>Sash</b>	Scheme A + D 993 517	Scheme C + F 993 518
909 499	Cover and guide piece for profiles 589 003/004	4	8
909 475	Shaped piece	4	8
901 589	Stop buffer	4	8
909 500	Interlocking gasket, top, for profiles 589 003/004	2	4
909 601	Interlocking gasket, bottom, for profiles 589 003/004	2	4
909 492	Screw ST 3.9 x 60 mm, DIN 7981	8	16
905 309	Shaped gasket piece for sashes	–	2
905 079	Screw ST 3.9 x 25 mm, DIN 7982	4	8
909 498	Screw ST 3.9 x 35 mm, DIN 7981	8	16
909 495	Woven pile weather strip, 44 mm long, for 909 475	8	16

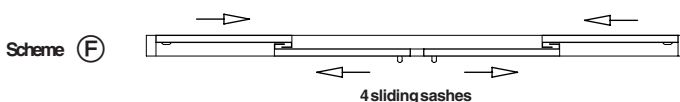
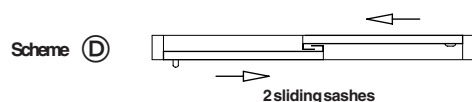
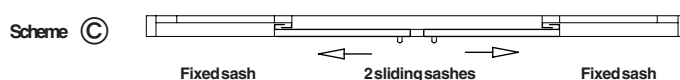
### List of components for accessory sets 993 533/534

Article number	Designation <b>Fixed frame for profiles 588 111/488 112</b>	Scheme A + D 993 533	Scheme C + F 993 534
909 605	Drain cap	2	2
905 302	Upper centre seal gasket	1	2
905 303	Lower centre seal gasket	1	2
905 304	Shaped gasket piece, inside, for 588 113	2	2
905 305	Shaped gasket piece, outside, for 588 113	2	2
905 306	Shaped gasket piece for 588 111	2	2
905 307	Shaped gasket piece for base profile	2	2
901 164	Screw ST 4.8 x 25 mm for fixing the fixed frame	12	12
909 481	Stop buffer	4	4

### List of components for accessory sets 993 535/536

Article number	Designation <b>Fixed frame for profiles 589 001/002</b>	Scheme A + D 993 535	Scheme C + F 993 536
909 605	<b>Drain cap</b>	2	2
905 302	Upper centre seal gasket	1	2
909 510	Lower centre seal gasket	1	2
909 481	Stop buffer	4	4
909 569	Shaped gasket piece for sealing 910 093	2	2

### Sash arrangement for SC 90 i – 2 roller rails –



Please place your order for accessory sets for series SC 90i in accordance with the list of components shown below  
List of components for accessory sets 993 598/599.

Article number	Designation	Scheme K 993 598	Scheme L 993 599
909 499	Cover and guide piece for interlocking area	8	16
909 475	Shaped piece	4	8
901 589	Stop buffer	8	16
909 500	Interlocking gasket, top, for profiles	4	8
909 601	Interlocking gasket, bottom, for profiles	4	8
909 492	Screw ST 3.9 x 60 mm, DIN 7981	8	16
905 309	Shaped gasket piece for sashes	–	2
905 079	Screw ST 3.9 x 25 mm, DIN 7982	8	16
909 498	Screw ST 3.9 x 35 mm, DIN 7981	16	32
909 495	Woven pile weather strip, 44 mm long, for 909 475	8	16

Please place your order for accessory sets for series SC 90i in accordance with the list of components shown below  
List of components for accessory sets 993 600/601

Article number	Designation	Scheme K 993 600	Scheme L 993 601
909 605	Drain cap	2	2
905 302	Upper centre seal gasket	2	4
909 510	Lower centre seal gasket	2	4
909 481	Stop buffer	4	4
909 569	Shaped gasket piece for sealing 910 063 910 063	6	6

Sash arrangement for SC 90 i – 3 roller rails –

